


Silvia

- Silvia is a LED minidownlight approved for direct installation in insulation and flammable material.
- Easy mounting with existing installation by means of push-in connector (max. 2x0,75 mm²).
- Ideal for mounting under a cabinet in existing cutouts or using a mounting ring (accessory).
- Adjustable spring for cutout Ø56-62 mm.
- The mounting height of only 12 mm makes it possible to mount Silvia minidownlight in most places.
- Delivered with 3 meter wire.

Accessories: Mounting ring



SDCM <3

50.000h L90 B10 Ø56-62 90° H 12 mm

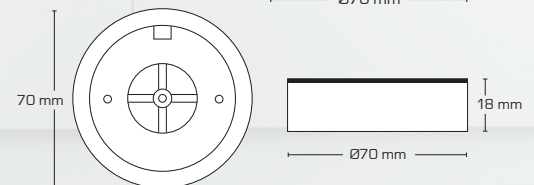
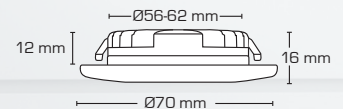
Incl. 3 meter wire



Matt white	2700K/300 lm	Item no.: 12011
Matt black	2700K/300 lm	Item no.: 12012
Matt white	3000K/315 lm	Item no.: 12014
Matt black	3000K/315 lm	Item no.: 12015
Matt white mounting ring		Item no.: 12017
Matt black mounting ring		Item no.: 12018
Wire, 3 meter		Item no.: 12430
Driver 2-4W	40 x 31 x 19 mm	Item no.: 12404
Driver 5-9W	111 x 41 x 22 mm	Item no.: 12401
Driver 9-18W	121 x 46 x 28 mm	Item no.: 12402
Driver 12-25W	121 x 46 x 28 mm	Item no.: 12403



Incl. distributor box



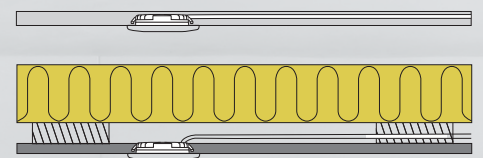
Variants



Matt white



Matt black



Mounting directly in insulation and flammable material

Serial: 350mA IP44 Indoor 0.1m Ø56-62 H 12 mm 3,2W Ra >90 90° Dimmable 50.000h L90 B10 III W W CE