

Luna Combi install - Without light source



Product description:

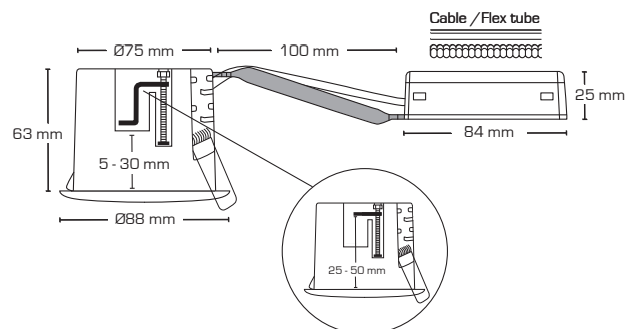
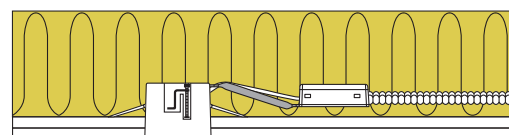
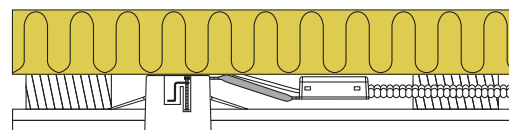
- Luna Combi Install is an adjustable downlight with rear mounted light source, approved for installation directly in insulation and flammable material.
- Suitable for acoustic ceiling.
- Luna is fastened with the help of screws and/or springs. With screws it is possible to mount it in material thicker than 50 mm.
- With the 3 spring positions it's possible to mount this downlight in almost any construction.
- Installation height of only 63 mm.
- Screwless cable relief and wire mount in terminal box, ensures a quick and easy assembly with minimal tool utilization.
- It is possible to mount with cable or 16 mm flexible tube.

GU10 IP44



Technical data:

Cutout size:	Ø75 mm
Outside dimensions:	Ø88 mm
Height:	63 mm
Voltage:	220-240VAC 50 Hz
Approved light source:	Max. 6W LED (max. light source height 56 mm)
Adjustable:	28°
Fitting:	GU10
Protection:	Class II, IP44
Material:	Plastic/ Aluminium
Through-wiring:	Yes (3G1.5 mm²)
Approvals:	LVD, RoHS, CE



Item no.:	EAN no.:	Outside dimensions:	Description:	Color:
10501	5713080105019	Ø88 mm	Round	Matt white
10502	5713080105026	Ø88 mm	Round	Brushed aluminum
10505	5713080105057	Ø88 mm	Round	Matt black
12423	5713080124232	Ø125 mm	Sealing ring	
12424	5713080124249		5-Pin Push Connector	

