





Insight and innovation

Scan Products combines insight into the market's needs with the will to develop innovative products. We respect the wishes of installers, but also pursue new trends and technologies, and this has been the case since the start in 2005. For example, we were among the first with downlights for installation directly in insulation without a safety box.

Business focus

Scan Products develops, produces and markets quality lighting characterized by ease of installation, innovative design, energy optimization and reassuring guarantees. We have a broad product range within both indoor and outdoor lighting, which we distribute through leading electrical wholesalers.

Product development

Scan Products works closely with Danish engineers, just as we have an ongoing dialogue with our customers about product development and optimization of our solutions. Out of respect for our shared resources, we prioritize energy optimization without compromising on installation friendliness, color rendering and safety.

Security & trust

Scan Products is 100% Danish-owned, and consists of professionals known in the industry. We keep our promises and take pride in providing competent support. We set high standards for warranties, certificates and approvals, and our products comply with all guidelines in the markets where we are represented.

Scan Products

Lighting since 2005.



- **Downlights (In- & outdoor)**
 - Sabina Low profile CCT 4
 - Sabina Low profile 6
 - Sabina 7
 - Luna Low profile 2.0 8
 - Luna Quick install 2.0 10
 - Luna Quick install AISI 316 12
 - Luna Combi install 13
 - Luna Quick2Light 14
 - Zeta 17
 - Alisia Elite 19
 - Claudia 2.0 21
 - Claudia 350 mA 22
 - Sofia 350 mA 23
 - Lia 350 mA 24

- **Drivers**
 - 350 mA - 4W, 9W, 18W & 25W 25

- **Ceiling & wall lighting**
 - Lucianna 14W CCT 26
 - Lucianna Square 14W CCT 27
 - Clara 29

- **1P Track system & spot**
 - Track spot**
 - Mita track spot 31

 - Track system**
 - Mita track system & accessories white 32
 - Mita track system & accessories black 33

- **Outdoor lighting**
 - Wall lighting**
 - Esta 35
 - Lara & Noris 37
 - Martina 39

 - Others**
 - Inna spot & sign lighting 41
 - Terra ground light 43

- **Light sources**
 - GU10 44

- **Lighting control**
 - Zigbee Push Dimmer & Switch 45
 - Push Dimmer 46

- **Accessories**
 - Fronts - Luna Quick install ect. 47
 - Fronts - Luna Low profile 47



New clamps make installation easy and quick.



Switch between color temperatures 2700K, 3000K and 4000K.



Can be used both indoors and outdoors.



Also available in a smart 6-pack, which minimizes packaging consumption and environmental impact.

Sabina Low profile CCT



Product description:

Sabina Low profile CCT is an elegant high-efficiency LED downlight with a lumen package of up to 590 lm, resulting in over 120 lm/W!

In addition, the Sabina Low profile CCT has a built-in switch for 3 different color temperatures; 2700K, 3000K and 4000K. Choosing a color temperature couldn't be simpler!

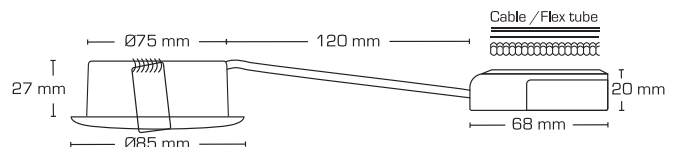
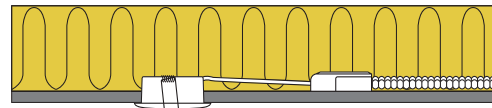
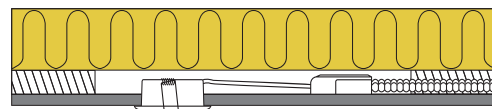
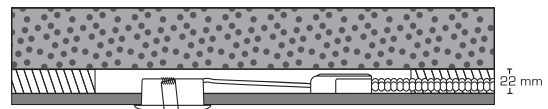
Sabina Low profile CCT is IP65 and suitable for both **indoor and outdoor** mounting as well as directly into insulation and flammable material.

The smart connection box with a height of only 20 mm is prepared for installation with cable or flex pipe. The new clamps make connection a breeze without sore fingers.

The products are packed in a smart 6-pack, which minimizes packaging consumption and environmental impact.



Technical data:	
Voltage:	220-240VAC 50 Hz
System power:	4,9W
Dimmable:	Yes, trailing edge (see dimmer overview)
Color rendering index:	Ra>90
Beam angle:	40°
SDCM:	<3
Protection:	Class II, IP65
Material:	Aluminium/Plastic
Through-wiring:	Yes (3G1,5 mm ²)
Approvals:	LVD, EMC, RoHS, CE
Guarantee:	2 year warranty



Also supplied in a smart 6-pack, which minimizes packaging consumption and the environmental impact.



Item no.:	EAN no.:	Cutout size:	Diameter:	Kelvin:	Lumen:	Color:	Description:	Energy class:
10341	5713080103411	Ø75 mm	Ø85 mm	2700K-4000K	560-590 lm	Matt white	6-pack	E A1 G
10342	5713080103428	Ø75 mm	Ø85 mm	2700K-4000K	560-590 lm	Matt black	6-pack	E A1 G
10351	5713080103510	Ø75 mm	Ø85 mm	2700K-4000K	560-590 lm	Matt white	1 pc	E A1 G
10352	5713080103527	Ø75 mm	Ø85 mm	2700K-4000K	560-590 lm	Matt black	1 pc	E A1 G



Sabina Low profile



Product description:

Sabina Low profile is an innovative, elegant LED downlight with a high light output and high color rendering, which is approved for direct installation in insulation and combustible material.


Minimal glare due to the recessed LED chip and advanced optics.

Suitable for acoustic ceilings.

The installation height of only 33 mm makes it possible to install the Sabina Low profile in most places.

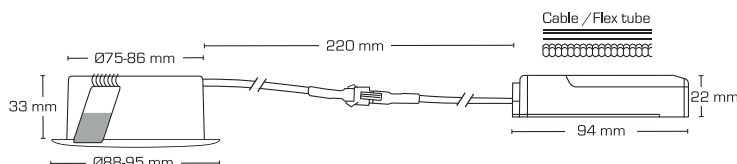
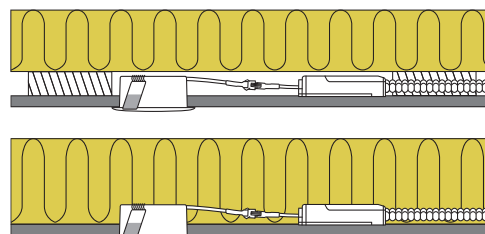
The LED driver can be easily separated from the fixture, which can be an advantage in connection with painting work.

It is possible to mount with cable or 16 mm flex pipe.

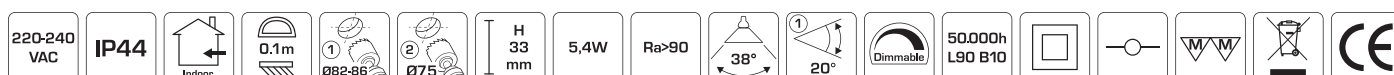


Technical data:

Voltage:	220-240VAC 50 Hz
System power:	5,4W
Dimmable:	Yes, trailing edge (see dimmer overview)
Color rendering index:	Ra>90
Beam angle:	38°
Adjustable:	1: 20° 2: 0°
SDCM:	<3
Protection:	Class II, SELV, IP44
Material:	Aluminium/Plastic
Through-wiring:	Yes (3G1,5 mm ²)
Approvals:	LVD, EMC, RoHS, CE
Guarantee:	2 year warranty



Item no.:	EAN no.:	Cutout size:	Diameter:	Kelvin:	Lumen:	Description:	No.:	Energy class:
10301	5713080103015	Ø82-86 mm	Ø95 mm	2700K	400 lm	-	1	F A+ G
10307	5713080103077	Ø82-86 mm	Ø95 mm	4000K	480 lm	-	1	F A+ G
10321	5713080103213	Ø75 mm	Ø88 mm	2700K	375 lm	Fixed	2	G A+ G
10324	5713080103244	Ø75 mm	Ø88 mm	3000K	400 lm	Fixed	2	F A+ G



Product description:

Sabina is a tiltable LED downlight with a retracted LED chip with a high light output and high color rendering. Approved for direct installation in insulation and combustible material.

Minimal glare (UGR19) due to the recessed LED chip and advanced optics.

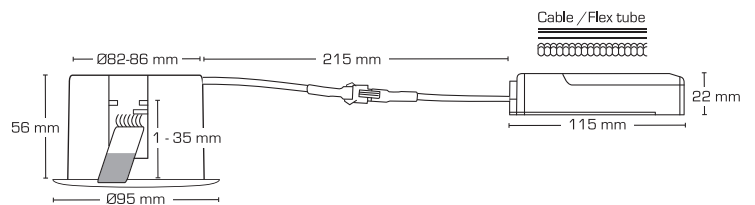
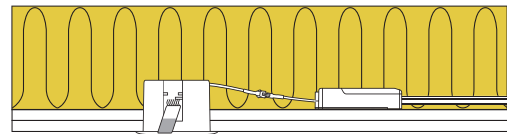
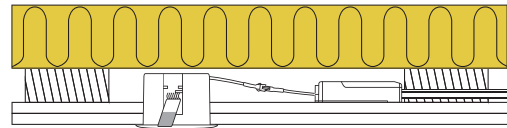
Possibility of 2 spring positions - depending on the ceiling construction.

Screwless cable relief and wire mounting in the terminal box ensure quick and flexible installation with minimal use of tools.

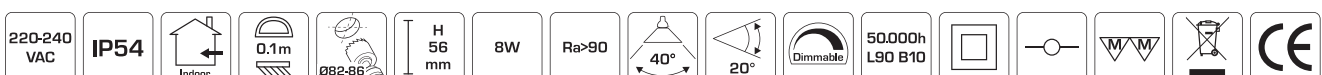
The LED driver can be easily separated from the fixture, which can be an advantage in connection with painting work.



Technical data:	
Voltage:	220-240VAC 50 Hz
System power:	8W
Dimmable:	Yes, trailing edge (see dimmer overview)
Color rendering index: Ra>90	
Beam angle:	40°
Adjustable:	20°
SDCM:	<3
UGR:	19
Protection:	Class II, SELV, IP54
Material:	Aluminium/Plastic
Through-wiring:	Yes (3G1,5 mm ²)
Approvals:	LVD, EMC, RoHS, CE
Guarantee:	2 year warranty



Item no.:	EAN no.:	Cutout size:	Diameter:	Kelvin:	Lumen:	Energy class:
10311	5713080103114	Ø82-86 mm	Ø95 mm	2700K	525 lm	G A1 G
10314	5713080103145	Ø82-86 mm	Ø95 mm	3000K	540 lm	G A1 G
10317	5713080103176	Ø82-86 mm	Ø95 mm	4000K	600 lm	F A1 G
10331	5713080103312	Ø82-86 mm	Ø95 mm	1800K-3000K	460 lm	G A1 G





New clamps make installation easy and quick.



Spring or screw mounting.



Possibility of replacing light source & front.



Can be used both indoors and outdoors.



Also available in a smart 6-pack, which minimizes packaging consumption and environmental impact.

Luna Low profile 2.0



Product description:

Luna Low profile 2.0 is the second generation of the popular and reliable Luna Low profile.

Version 2.0 has been refined with better efficiency, a lumen package of up to 490 lm and an output of only 5.9W.

LED driver and connection box are divided and the smart connection box with a height of only 20 mm is prepared for installation with cable or flex pipe.

The new clamps make connection a breeze without sore fingers.

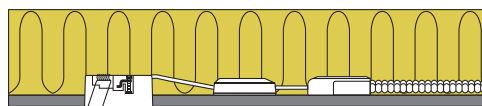
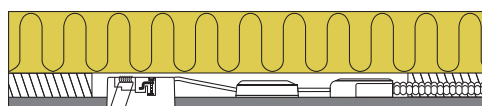
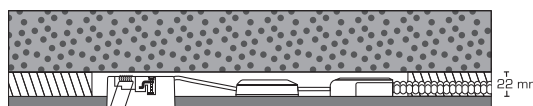
Luna Low profile 2.0 naturally still has an exchangeable light source, so it enables an easy change between different color temperatures if the needs of the home's future owners should change, while the light quality is top notch with a Ra value >90.

Luna Low profile 2.0 is IP44 and suitable for both **indoor and outdoor** installation as well as directly in insulation and flammable material.

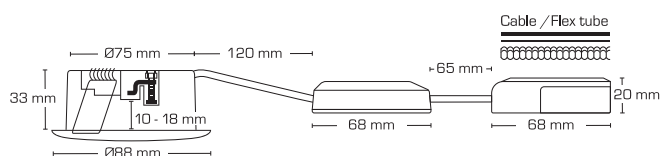


Technical data:

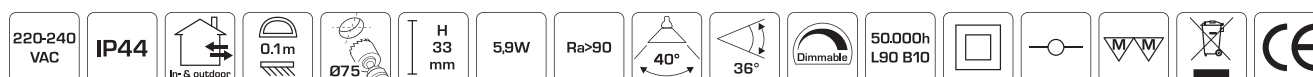
Voltage:	220-240VAC 50 Hz
System power:	5,9W
Dimmable:	Yes, trailing edge (see dimmer overview)
Color rendering index:	Ra>90
Beam angle:	42°
Adjustable:	36°
SDCM:	<2
Protection:	Class II, SELV, IP44
Material:	Aluminium/Plastic
Through-wiring:	Yes (3G1,5 mm ²)
Approvals:	LVD, EMC, RoHS, CE
Guarantee:	5 year warranty




Also supplied in a smart 6-pack, which minimizes packaging consumption and the environmental impact.



Item no.:	EAN no.:	Cutout size:	Diameter:	Kelvin:	Lumen:	Color:	Description:	Energy class:
10601	5713080106016	Ø75 mm	Ø88 mm	2700K	460 lm	Matt white	-	F A1 G
10605	5713080106054	Ø75 mm	Ø88 mm	2700K	460 lm	Matt black	-	F A1 G
10611	5713080106115	Ø75 mm	Ø88 mm	3000K	490 lm	Matt white	-	F A1 G
10615	5713080106153	Ø75 mm	Ø88 mm	3000K	490 lm	Matt black	-	F A1 G
10451	5713080104517	Ø75 mm	Ø88 mm	2700K	460 lm	Matt white	6-pack	F A1 G
10452	5713080104524	Ø75 mm	Ø88 mm	3000K	490 lm	Matt white	6-pack	F A1 G
12621	5713080126212	-	-	2700K	460 lm	-	Light source	F A1 G
12622	5713080126229	-	-	3000K	490 lm	-	Light source	F A1 G
12623	5713080126236	-	-	4000K	530 lm	-	Light source	F A1 G





New clamps make installation easy and quick.



Over 50 mm wall thickness with screw mounting. Easy adjustment using pliers.



Possibility of replacing light source & front.



Can be used both indoors and outdoors.



Also available in a smart 6-pack, which minimizes packaging consumption and environmental impact.

Product description:

Luna Quick install 2.0 is a tiltable downlight with a rear-mounted light source, approved for direct installation in insulation and flammable materials.

The smart connection box with a height of only 20 mm is prepared for installation with cable or flexible pipe.

The new clamps make connection a breeze without sore fingers.

Luna Quick install 2.0 is attached using screws and is also suitable for acoustic ceilings.

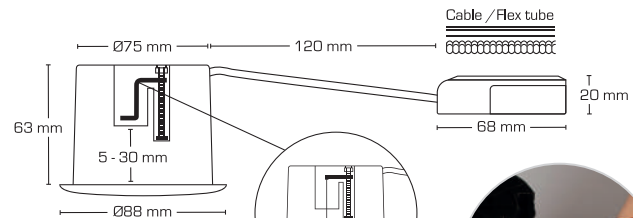
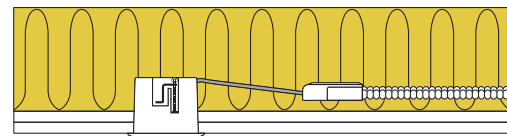
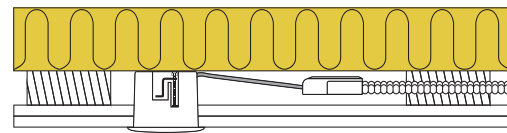
The installation height of only 63 mm ensures many application options.

Luna Quick install 2.0 is IP44 and suitable for both **indoor and outdoor** installation as well as directly in insulation and flammable material.



Technical data:	
Voltage:	220-240VAC 50 Hz
Approved light source:	Max. 6W LED (max. light source height 56 mm)
Tilt angle:	28°
Socket:	GU10
Protection:	Class II, IP44 (depending on light source)
Material:	Aluminium/Plastic
Relay:	Yes (3G1.5 mm ²)
Approvals:	LVD, RoHS, CE
Warranty:	2 year system warranty

With lightsource:	
System power:	5W
Dimmable:	Yes, rear edge (see dimming chart)
Color rendering:	Ra>90
Beam angle:	38°



Also available in a smart 10-pack, which minimizes packaging consumption and environmental impact.

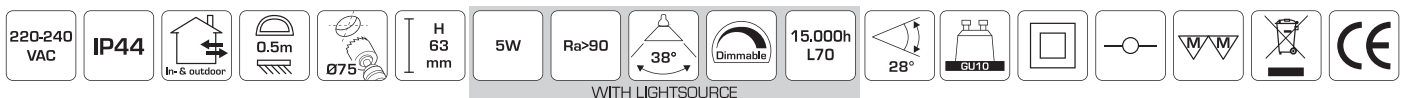


New clamps make installation easy and quick.

Over 50 mm wall thickness with screw mounting. Easy adjustment using pliers.



Item no.:	EAN no.:	Cutout size:	Outer dimensions:	Kelvin:	Lumen:	Color:	Description:	Energy class:
10041	5713080100410	Ø75 mm	Ø88 mm	-	-	Matt white	-	-
10045	5713080100458	Ø75 mm	Ø88 mm	-	-	Matt black	-	-
10141	5713080101417	Ø75 mm	Ø88 mm	2700K	370 lm	Matt white	With lightsource	F A1 G
10145	5713080101455	Ø75 mm	Ø88 mm	2700K	370 lm	Matt black	With lightsource	F A1 G
10151	5713080101516	Ø75 mm	Ø88 mm	3000K	385 lm	Matt white	With lightsource	F A1 G
10155	5713080101554	Ø75 mm	Ø88 mm	3000K	385 lm	Matt black	With lightsource	F A1 G
10461	5713080104616	Ø75 mm	Ø88 mm	-	-	Matt white	10-pack	-
10471	5713080104715	Ø75 mm	Ø88 mm	2700K	370 lm	Matt white	With lightsource 10-pack	F A1 G
10481	5713080104814	Ø75 mm	Ø88 mm	3000K	385 lm	Matt white	With lightsource 10-pack	F A1 G
12423	5713080124232	-	Ø125 mm	-	-	-	Sealing ring	-



WITH LIGHTSOURCE

Luna Quick install - AISI 316



Product description:

Luna Quick install is a tiltable LED downlight with rear-mounted light source, approved for direct installation in insulation and combustible material.

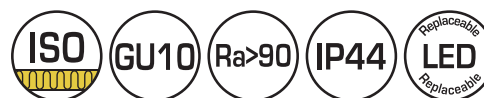
Luna Quick install is IP44 and suitable for both **indoor and outdoor** installation. The front is made of stainless acid-resistant steel AISI 316.

Screwless cable relief and wire mounting in the terminal box ensure quick and flexible installation with minimal use of tools.

Fastening using screws.

The installation height of only 63 mm ensures many possibilities of use.

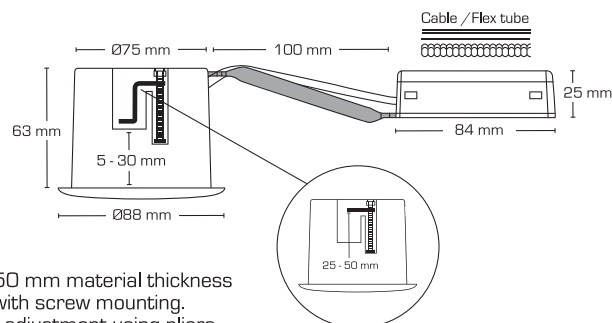
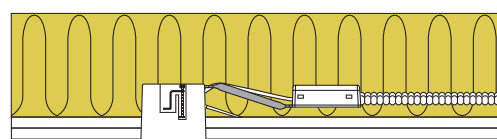
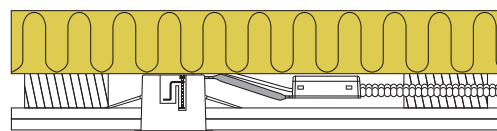
It is possible to mount with cable or 16 mm flex pipe.



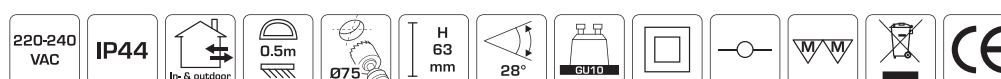
In- & outdoor

Technical data:

Voltage:	220-240VAC 50 Hz
System power:	Max. 6W LED (max. light source height 56 mm)
Dimmable:	Yes, trailing edge (see dimmer overview)
Color rendering index:	Ra>90
Beam angle:	42°
Adjustable:	36°
Socket:	GU10
Protection:	Class II, IP44 (depending on light source)
Material:	Stainless acid-resistant steel AISI 316/Plastic
Through-wiring:	Yes (3G1,5 mm ²)
Approvals:	LVD, EMC, RoHS, CE
Guarantee:	2 year warranty



Item no.:	EAN no.:	Cutout size:	Diameter:	Color:	Description:
10071	5713080100717	Ø75 mm	Ø88 mm	White	-
10072	5713080100724	Ø75 mm	Ø88 mm	Brushed steel	-
10073	5713080100731	Ø75 mm	Ø88 mm	Black	-
12423	5713080124232	-	Ø125 mm	-	Sealing ring
12424	5713080124249	-	-	-	5-pole screwless clamp



Luna Combi install



Product description:

Luna Combi install is a tiltable downlight with rear-mounted light source, approved for direct installation in insulation and combustible material.

Suitable for acoustic ceilings.

Luna Combi install is attached using screws and/or springs. With the screw mounting, it is possible to grip over 50 mm thickness.

Due to 3 spring positions, it is possible to mount this downlight in almost all imaginable constructions.

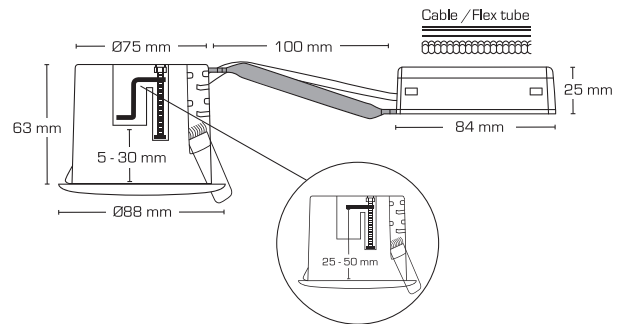
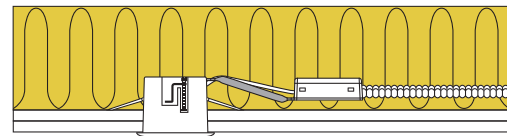
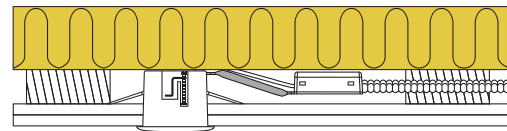
The installation height is only 63 mm.

Screwless cable relief and wire mounting in the terminal box ensure quick and flexible installation with minimal use of tools.

It is possible to mount with cable or 16 mm flex pipe.



Technical data:	
Voltage:	220-240VAC 50 Hz
Approved light source:	Max. 6W LED (max. light source height 56 mm)
Adjustable:	28°
Socket:	GU10
Protection:	Class II, IP44 (depending on light source)
Material:	Aluminium/Plastic
Through-wiring:	Yes (3G1,5 mm ²)
Approvals:	LVD, RoHS, CE
Guarantee:	2 year warranty

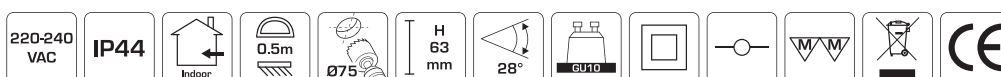


Over 50 mm material thickness with screw mounting. Easy adjustment using bite forceps.



3 spring positions.

Item no.:	EAN no.:	Cutout size:	Diameter:	Color:	Description:
10501	5713080105019	Ø75 mm	Ø88 mm	Matt white	-
10502	5713080105026	Ø75 mm	Ø88 mm	Brushed alu.	-
10505	5713080105057	Ø75 mm	Ø88 mm	Matt black	-
12423	5713080124232	-	Ø125 mm	-	Sealing ring
12424	5713080124249	-	-	-	5-pole screwless clamp



Luna Quick2Light



Product description:

Luna Quick2Light is a tiltable downlight with a revolutionary mounting method, which ensures a solid and fast attachment.

Once the cables are secured in the connector box, it takes a few seconds to secure the lamp box by pulling the two strips.

Approved for direct installation in insulation and combustible material.

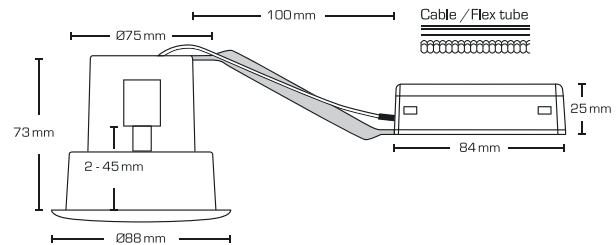
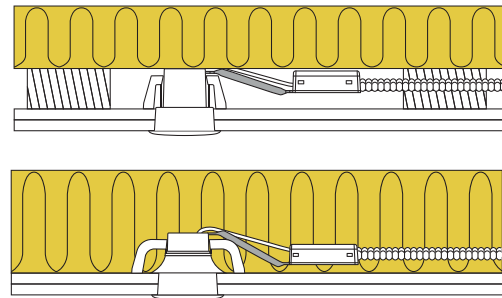
The light source is mounted simply and elegantly behind the front, and there is therefore no visible mounting spring.

Suitable for acoustic ceilings.

It is possible to mount with cable or 16 mm flex pipe.

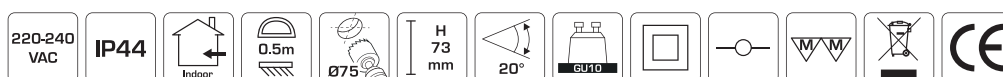



Technical data:	
Voltage:	220-240VAC 50 Hz
Approved light source:	Max. 6W LED (max. light source height 56 mm)
Adjustable:	20°
Socket:	GU10
Protection:	Class II, IP44 (depending on light source)
Material:	Brushed aluminium/Plastic
Through-wiring:	Yes (3G1,5 mm ²)
Approvals:	LVD, RoHS, CE
Guarantee:	2 year warranty



Complies with DS/EN ISO9972 according to Danish building legislation (100 Pa)

Item no.:	EAN no.:	Cutout size:	Diameter:	Color:	Description:
21201	5714992212017	Ø75 mm	Ø88 mm	Matt white	-
21202	5714992212024	Ø75 mm	Ø88 mm	Brushed alu.	-
21205	5714992212055	Ø75 mm	Ø88 mm	Matt black	-
21296	5713080212960	-	-	Black	Strips set w. 10 stk.
21299	5713080212991	Ø75 mm	Ø103-112 mm	Black	Sealing ring
12424	5713080124249	-	-	-	5-pole screwless clamp





Product description:

Zeta is a robust tiltable downlight with a rustic look, which is approved for direct installation in insulation and flammable material.


Zeta is suitable for **indoor and outdoor** installation as well as in aggressive environments.

Screwless cable relief and wire installation in the terminal box ensure quick and easy installation with minimal use of tools.

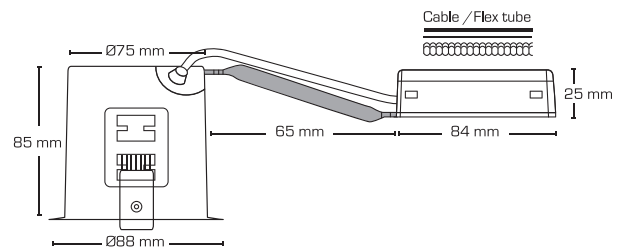
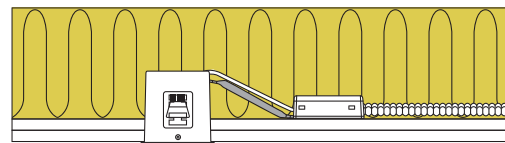
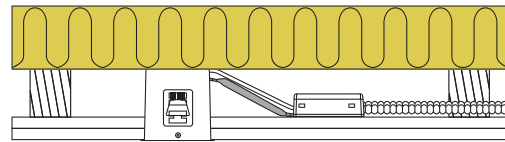
Option for 2 spring positions - depending on the ceiling construction.

The installation height of only 85 mm ensures many application possibilities.

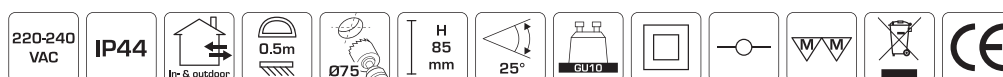
It is possible to install with cable or 16 mm flex pipe.





Technical data:	
Voltage:	220-240VAC 50 Hz
Approved light source:	Max. 6W LED (max. lamp height 56 mm)
Tilt angle:	25°
Socket:	GU10
Protection:	Class II, IP44 (depending on light source)
Material:	Galvanized steel
Relay:	Yes (3G1.5 mm ²)
Approvals:	LVD, RoHS, CE
Warranty:	2 year system warranty



Item no.:	EAN no.:	Cutout size:	Outer dimensions:	Description:
10075	5713080100755	Ø75 mm	Ø88 mm	Hot-dip galvanized steel
12424	5713080124249	-	-	5-pole screwless clamp





Product description:

Alisia Elite is an elegant dimmable LED downlight that provides a pleasant diffused light. Alisia Elite has a mounting height of only 22 mm and can be easily installed as a replacement for older lighting with compact fluorescent tubes or as an alternative to a traditional downlight.

Is approved for direct installation in insulation and flammable material.

Suitable for acoustic ceilings.

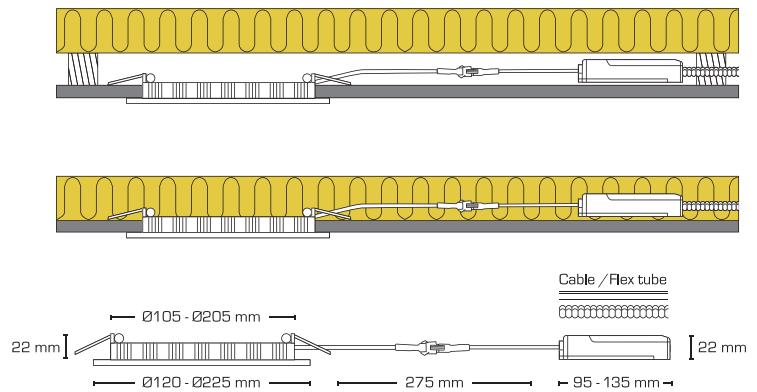
The LED driver can be easily separated from the luminaire, which can be an advantage in connection with painting work.

It is possible to install with cable or 16 mm flex pipe.

The luminaire is available in a 6W, 12W and 18W version.




Technical data:	
Voltage:	220-240VAC 50 Hz
System power:	6W/12W/18W
Dimmable:	Yes, trailing edge (see dimming overview)
Color rendering:	Ra>90
Beam angle:	110°
SDCM:	<3
IK class:	IK06
Protection:	Class II, SELV, IP44
Material:	Aluminium/Plastic
Relay:	Yes (3G1.5 mm ²)
Approvals:	LVD, EMC, RoHS, CE
Warranty:	2 year system warranty



Item no.:	EAN no.:	Cutout size:	Outer dimensions:	Wattage:	Kelvin:	Lumen:	Energy class:
10241	5713080102414	Ø105 mm	Ø120 mm	6W	3000K	385 lm	G A1 G
10242	5713080102421	Ø155 mm	Ø170 mm	12W	3000K	920 lm	F A1 G
10243	5713080102438	Ø205 mm	Ø225 mm	18W	3000K	1280 lm	G A1 G
10245	5713080102452	Ø105 mm	Ø120 mm	6W	4000K	395 lm	G A1 G





Claudia 2.0



Product description:

Claudia 2.0 is a tiltable LED minidownlight incl. driver, which is approved for direct installation in insulation and flammable material.

Screwless cable relief and cable mounting in a terminal box ensure quick and easy installation with minimal use of tools.

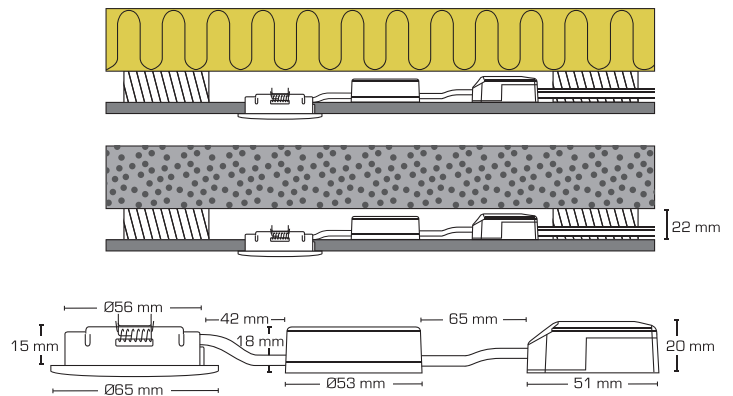
Claudia 2.0 is specially developed for structures with minimal installation height. Claudia 2.0 is ideal for installation where the ceiling is lowered with 22 mm formwork and a concrete floor behind.

Claudia 2.0 is suitable for both **indoor and outdoor** installation as well as directly in insulation and flammable material.

Claudia 2.0 is also ideal for replacing existing installations with Ø56 mm hole diameter.

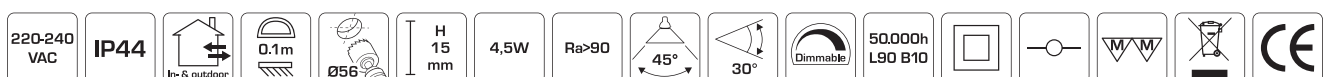


Technical data:	
Voltage:	220-240VAC 50 Hz
System power:	4.5W
Dimmable:	Yes, trailing edge (see dimming chart)
Color rendering:	Ra>90
Beam angle:	45°
Tilt angle:	30°
SDCM:	<2
Protection:	Class II, SELV, IP44
Material:	Aluminium/Plastic
Looping:	Yes (3G1.5 mm ²)
Approvals:	LVD, EMC, RoHS, CE
Warranty:	2 year system warranty



New clamps make installation easy and quick.

Item no.:	EAN no.:	Cutout size:	Outer dimensions:	Kelvin:	Lumen:	Color:	Energy class:
10261	5713080102612	Ø56 mm	Ø65 mm	2700K	280 lm	Matt white	
10271	5713080102711	Ø56 mm	Ø65 mm	3000K	305 lm	Matt white	



Claudia 350 mA



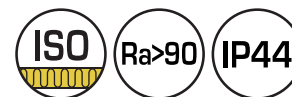
Product description:

Claudia 350 mA is a tiltable LED mini downlight, which is approved for direct installation in insulation and flammable materials.

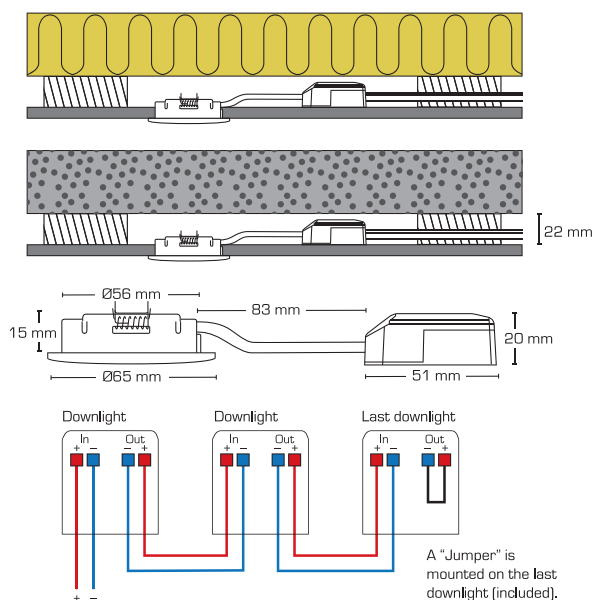
Screwless cable relief and cable mounting in the terminal box ensure quick and easy installation with minimal use of tools.

Claudia 350 mA is specially developed for structures with minimal installation height. Claudia 350 mA is ideal for installation where the ceiling is lowered with 22 mm formwork and a concrete floor behind.

Claudia 350 mA is also ideal for replacing existing installations with $\varnothing 56$ mm hole diameter.



Technical data:	
Current:	350 mA
Power:	3.2W
Dimmable:	Yes, trailing edge (see dimming overview)
Color rendering:	Ra>90
Beam angle:	45°
Tilt angle:	30°
SDCM:	<2
Protection:	Class III, IP44
Material:	Aluminium/Plastic
Relay:	Yes (2x1.5 mm ²)
Approvals:	LVD, EMC, RoHS, CE
Warranty:	2 year system warranty

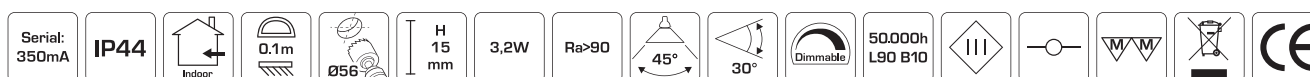


Power supply:

Constant current: **350mA**.

Note that the power supply **must** be with constant current (350 mA) and **not** 12V AC/DC. Use Scan Products driver, item no. 12401/12402/12403/12404.

Item no.:	EAN no.:	Cutout size:	Outer dimensions:	Kelvin:	Lumen:	Color:	Energy class:
12261	5713080122610	$\varnothing 56$ mm	$\varnothing 65$ mm	2700K	250 lm	Matt white	F A+ G
12262	5713080122627	$\varnothing 56$ mm	$\varnothing 65$ mm	2700K	250 lm	Brushed alu.	F A+ G
12263	5713080122634	$\varnothing 56$ mm	$\varnothing 65$ mm	3000K	270 lm	Matt white	F A+ G
12264	5713080122641	$\varnothing 56$ mm	$\varnothing 65$ mm	3000K	270 lm	Brushed alu.	F A+ G
12265	5713080122658	$\varnothing 56$ mm	$\varnothing 65$ mm	4000K	290 lm	Matt white	F A+ G



Sofia 350 mA



Product description:


Sofia is an LED minidownlight that is approved for direct installation in insulation and flammable materials.

Easy installation in existing installations using integrated installation clamp (max. 2x0.75 mm²).

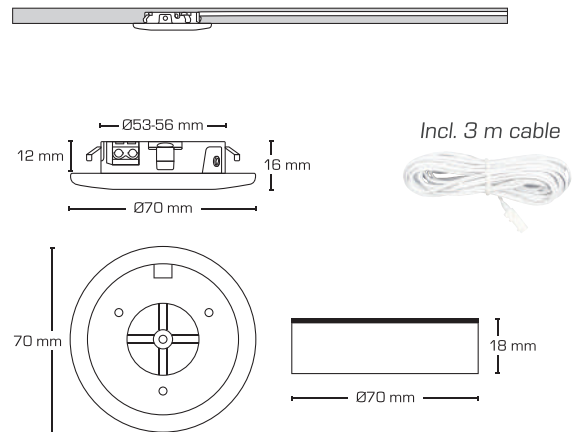
Ideal for installation under wall cabinets in existing cutouts or using an extension ring (accessory).

The installation height of only 12 mm makes it possible to install the Sofia minidownlight in most places.

Supplied with 3 meters of cable.



Technical data:	
Current:	350 mA
Power:	3.2W
Dimmable:	Yes, trailing edge (see dimming overview)
Color Rendering:	Ra>90
Beam Angle:	1: 42° 2: 90°
SDCM:	<2
Protection:	Class III, SELV, IP44
Material:	Aluminium
Approvals:	LVD, EMC, RoHS, CE
Warranty:	2 year system warranty



Item no.:	EAN no.:	Cutout size:	Outer dimensions:	Kelvin:	Lumen:	Color:	Description:	Energy class:
12001	5713080120012	Ø53-56 mm	Ø70 mm	2700K	250 lm	Matt white	1: 42°	F A+ G
12002	5713080120029	Ø53-56 mm	Ø70 mm	2700K	250 lm	Brushed alu.	1: 42°	F A+ G
12003	5713080120036	Ø53-56 mm	Ø70 mm	3000K	270 lm	Matt white	1: 42°	F A+ G
12004	5713080120043	Ø53-56 mm	Ø70 mm	3000K	270 lm	Brushed alu.	1: 42°	F A+ G
12007	5713080120074	Ø53-56 mm	Ø70 mm	4000K	290 lm	Matt white	1: 42°	F A+ G
12031	5713080120319	Ø53-56 mm	Ø70 mm	2700K	300 lm	Matt white	2: 90°	F A+ G
12032	5713080120326	Ø53-56 mm	Ø70 mm	2700K	300 lm	Brushed alu.	2: 90°	F A+ G
12033	5713080120333	Ø53-56 mm	Ø70 mm	3000K	315 lm	Matt white	2: 90°	F A+ G
12034	5713080120340	Ø53-56 mm	Ø70 mm	3000K	315 lm	Brushed alu.	2: 90°	F A+ G
12005	5713080120050	-	Ø70 x 18 mm	-	-	Matt white	Extension ring	
12006	5713080120067	-	Ø70 x 18 mm	-	-	Brushed alu.	Extension ring	
12430	5713080124300	-	3 meters	-	-	White	Extension cord	



Lia 350 mA



Product description:

Lia is a stylish LED microdownlight, which is approved for direct installation in insulation and flammable materials, both **indoors and outdoors**.

Ideal for installation in window lights, cabinets, as decorative lighting, and exterior overhangs.

Prepared for installation in flexible conduit.

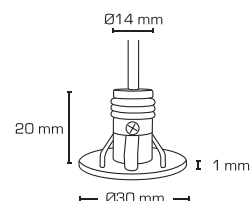
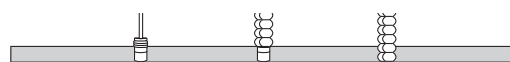
Supplied with 3 meters of cable.



In- & outdoor

Technical data:

Power:	350 mA
System power:	1.2W
Dimmable:	Yes, trailing edge (see dimming overview)
Color rendering:	Ra>90
Beam angle:	85°
SDCM:	<3
Protection:	Class III, IP44
Material:	Aluminium
Approvals:	LVD, EMC, RoHS, CE
Warranty:	2 year system warranty



Item no.:	EAN no.:	Cutout size:	Outer dimensions:	Kelvin:	Lumen:	Energy class:
12021	5713080120210	Ø14-16 mm	Ø30 mm	2700K	65 lm	
12024	5713080120241	Ø14-16 mm	Ø30 mm	3000K	70 lm	



Product description:

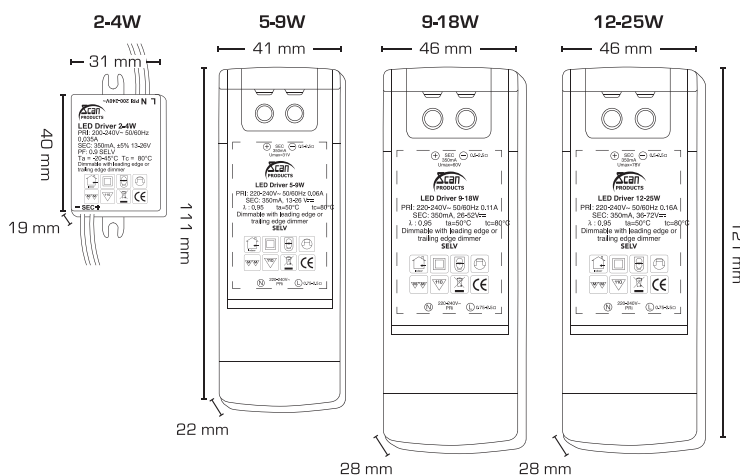
This driver series is dimmable with the common dimmers on the market (see dimming overview).

For 9W, 18W and 25W, the driver is supplied including a distribution box with 6 outputs. The distribution box can be dismantled.

The driver series is supplied in 4W, 9W, 18W and 25W.



Technical data:	
Voltage:	220-240VAC 50 Hz
System power:	2-4W (350 mA) 5-9W (350 mA) 9-18W (350 mA) 12-25W (350 mA)
Dimmable:	Yes rear edge (see dimming overview)
Protection:	Class II, SELV, IP21
Material:	Plastic
Fuse:	Built-in thermal fuse with auto reset
Distribution box on secondary side:	Yes, with 6 outputs of 9W, 18W and 25W
Approvals:	LVD, EMC, RoHS, CE
Warranty:	2 year system warranty



Item no.:	EAN no.:	Measurements:	Wattage:	Description:
12401	5713080124010	111 x 41 x 22 mm	5-9W	-
12402	5713080124027	121 x 46 x 28 mm	9-18W	-
12403	5713080124034	121 x 46 x 28 mm	12-25W	-
12404	5713080124041	40 x 31 x 19 mm	2-4W	-



Lucianna 14W CCT



Product description:

LED mirror luminaire in a classic and timeless design.

The replaceable LED insert makes the installation flexible and future-proof.

In addition, Lucianna CCT has a built-in switch for 2 different color temperatures; 3000K and 4000K, so choosing a color temperature couldn't be easier!

The luminaire is ideal for homes, housing associations, hotels, etc., where high demands are placed on operational reliability and good lighting properties.

The cable entry is located centrally on the back and at the top of the luminaire.

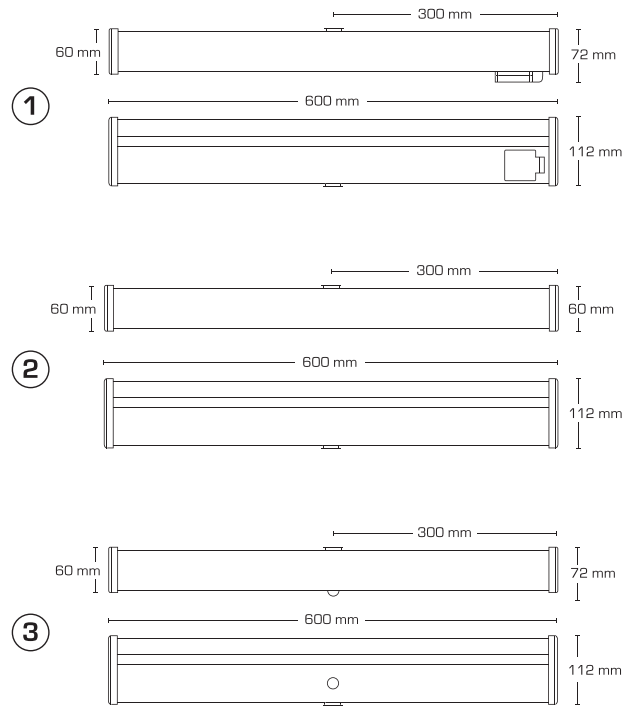
Screwless cable relief and wire mounting ensure quick and easy installation with minimal use of tools.

Can be delivered with DALI-2 on request.

Technical data:	
Voltage:	220-240VAC 50 Hz
System power:	14.3W
Dimmable:	No
Color rendering:	Ra>96
Beam angle:	170°
LED:	Integrated LED - replaceable
SDCM:	<3
IK class:	IK08
Protection:	Class I, SELV, IP44
Material:	Powder coated steel, polycarbonate
Approvals:	LVD, EMC, RoHS, CE
Warranty:	5 year system warranty



Available with PIR sensor with slave function for e.g. a smaller fan or downlights



Item no.:	EAN no.:	Measurements:	Kelvin:	Lumen:	Description:	No.:	Energy class:
12221	5713080122214	600 x 112 x 72 mm	3000K/4000K	1250/1320 lm	With power outlet 16A	1	F A+ G
12222	5713080122221	600 x 112 x 60 mm	3000K/4000K	1250/1320 lm	Without power outlet 16A	2	F A+ G
12223	5713080122238	600 x 112 x 72 mm	3000K/4000K	1250/1320 lm	With PIR sensor	3	F A+ G
12450	5713080124508	-	3000K/4000K	1250/1320 lm	LED insert	-	F A+ G
12433	5713080124331	-	-	-	Cover	-	-



Lucianna Square 14W CCT



Product description:

LED mirror luminaire in a classic and timeless design.

Lucianna Square CCT has a built-in switch with 2 different color temperatures; 3000K and 4000K, so choosing the color temperature couldn't be easier!


The replaceable LED insert makes the installation flexible and future-proof.

The luminaire is ideal for homes, housing associations, hotels, etc., where high demands are placed on operational reliability and good lighting properties.

The cable entry is located centrally on the back and at the top of the luminaire.

Screwless cable relief and wire mounting ensure quick and easy installation with minimal use of tools.

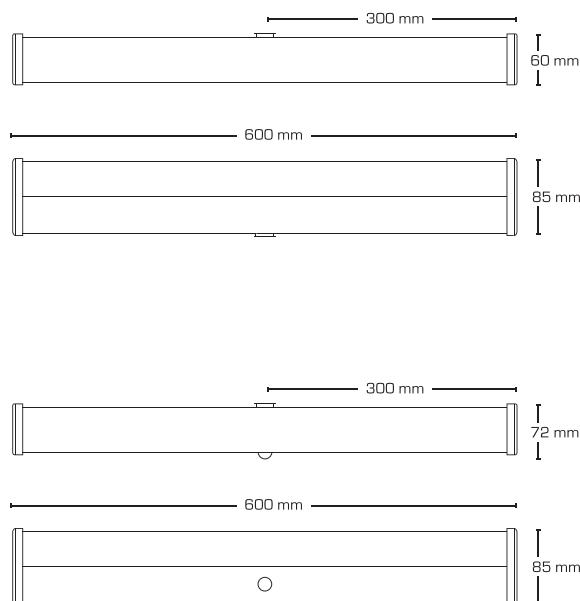
Can be delivered with DALI-2 on request.



Available with PIR sensor with slave function for e.g. a smaller fan or downlights




Technical data:	
Voltage:	220-240VAC 50 Hz
System power:	14.3W
Dimmable:	No
Color rendering:	Ra>96
Beam angle:	170°
LED:	Integrated LED - replaceable
SDCM:	<3
IK class:	IK08
Protection:	Class I, SELV, IP44
Material:	Powder coated steel, polycarbonate
Approvals:	LVD, EMC, RoHS, CE
Warranty:	5 year system warranty



Item no.:	EAN no.:	Measurements:	Kelvin:	Lumen:	Description:	Energy class:
12224	5713080122245	600 x 85 x 60 mm	3000K/4000K	1250/1320 lm	-	F A1 G
12225	5713080122252	600 x 85 x 72 mm	3000K/4000K	1250/1320 lm	With PIR sensor	F A1 G
12450	5713080124508	-	3000K/4000K	1250/1320 lm	LED insert	F A1 G
12441	5713080124416	-	-	-	Cover	





Product description:

Clara is an LED luminaire with and without HF sensor, for ceiling and wall mounting.

Clara CCT has a built-in switch with 2 different color temperatures; 3000K and 4000K. Choosing color temperature couldn't be easier!

Approved for common access routes.

Clara has an IK class of 10 and is an ideal luminaire for installation in storage rooms, utility rooms, workshops, hallways, etc. Clara has a hidden HF sensor and can be adjusted in terms of lux, distance and time delay.

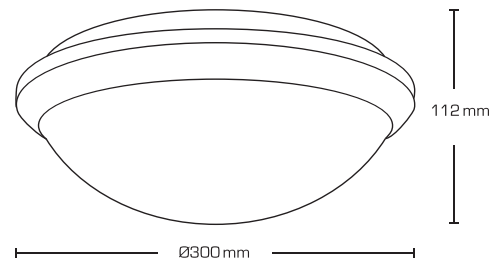
Multiple Clara luminaires can be connected (as master/slave) with HF sensor, where all turn on when the HF sensor is activated in a master luminaire.

Spacers can be purchased, which can be used for visible installation.

IP44 IK10



In- & outdoor





Technical data:	
Voltage:	220-240VAC 50 Hz
System power:	16W
Dimmable:	No
Color rendering:	Ra>80
Beam angle:	120°
IK class:	IK10
Protection:	Class II, IP44
Material:	PC Plastic (UV-resistant)
Relay:	Yes
Approvals:	LVD, EMC, RoHS, CE
	Approved for public access routes
Warranty:	2 year system warranty

HF sensor:	
Time range:	10 sec +/-3 sec to 12 min +/-1 min
Range:	1 - 8 m
Detection range:	360°
Lux range:	<3 - 2000 LUX

Item no.:	EAN no.:	Outer dimensions:	Height:	Kelvin:	Lumen:	Description:	Energy class:
11301	5713080113014	Ø300 mm	112 mm	3000-4000K	1200-1350 lm	With HF sensor	F A+ G
11302	5713080113021	Ø300 mm	112 mm	3000-4000K	1200-1350 lm	Without HF sensor	F A+ G
12418	5713080124188	-	-	-	-	Cover	
12419	5713080124195	-	-	-	-	Spacers (15 pcs.)	



WITH HF SENSOR



Mita 1P track spotlight



Product description:

Mita 1P track spotlights are made in a stylish and timeless design, which can be used in the home.

Mita 1P track spotlights are supplied with and without a shield, as well as with a universal adapter that fits the standard 1P track systems.

CCT

Can be dimmed with the standard dimmers on the market.

Possibility to switch between 2700K and 3000K using a small switch on the front.

Technical data:

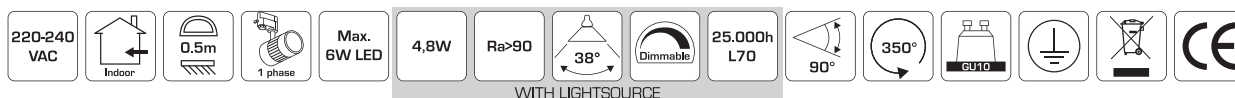
Voltage:	220-240VAC 50 Hz
Approved light source:	Max. 6W LED
Socket:	GU10
Tilt angle:	90°
Rotation:	350°
Adapter:	1-phase universal adapter
Protection:	Class I
Material:	Aluminium/Plastic
Approvals:	LVD, RoHS, CE
Warranty:	2 year system warranty

CCT (3):

System power:	4.8W
Dimmable:	Yes, trailing edge (see dimming overview)
Color rendering:	Ra>90
Beam angle:	38°
Approvals:	EMC



Item no.:	EAN no.:	Cutout size:	Length:	Kelvin:	Lumen:	Color:	No.:	Energy class:
14001	5713080140010	Ø34 mm	50 mm	-	-	White	1	
14002	5713080140027	Ø34 mm	50 mm	-	-	Matt black	1	
14007	5713080140072	Ø55 mm	85 mm	-	-	White	2	
14008	5713080140089	Ø55 mm	85 mm	-	-	Matt black	2	
14017	5713080140171	Ø55 mm	85 mm	2700/3000K	400/420 lm	White	3	F A G
14018	5713080140188	Ø55 mm	85 mm	2700/3000K	400/420 lm	Matt black	3	F A G



Mita 1P track system

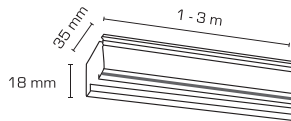


Product description:

Mita 1P track system is a simple and stylish track system with tracks and accessories.

Mita 1P track system is available in 1, 1.75, 2 and 3 meters.

Mita 1P track system is also available in matt black.



Technical data:

Voltage:	220-240VAC 50 Hz
System power:	Class I, IP20
Approvals:	CE
Warranty:	2 year system warranty



Item no.:	EAN no.:	Description:	No.:
14201	5713080142014	Rail 1 meter	1
14210	5713080142106	Rail 1.75 meter	1
14204	5713080142045	Rail 2 meter	1
14207	5713080142076	Rail 3 meter	1
14213	5713080142137	Connection (R)	2
14240	5713080142403	Connection (L)	2
14216	5713080142168	Center connection	3
14219	5713080142199	End piece	4
14222	5713080142229	Mini coupling	5
14225	5713080142250	L-coupling (O)	6
14243	5713080142434	L-coupling (I)	6
14228	5713080142281	T-coupling (R)	7
14246	5713080142465	T-coupling (L)	7
14231	5713080142311	Wire set (3 meter)	8
14234	5713080142342	Pendant Adapter	9
14237	5713080142373	Monopoint	10

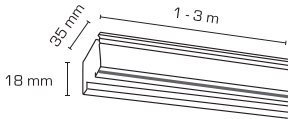


Product description:

Mita 1P track system is a simple and stylish track system with tracks and accessories.

Mita 1P track system is available in 1, 1.75, 2 and 3 meters.

Mita 1P track system is also available in white.





Technical data:	
Voltage:	220-240VAC 50 Hz
System power:	Class I, IP20
Approvals:	CE
Warranty:	2 year system warranty



Item no.:	EAN no.:	Description:	No.:
14202	5713080142021	Rail 1 meter	1
14211	5713080142113	Rail 1.75 meter	1
14205	5713080142052	Rail 2 meter	1
14208	5713080142083	Rail 3 meter	1
14214	5713080142144	Connection (R)	2
14241	5713080142410	Connection (L)	2
14217	5713080142175	Center connection	3
14220	5713080142205	End piece	4
14223	5713080142236	Mini coupling	5
14226	5713080142267	L-coupling (O)	6
14244	5713080142441	L-coupling (I)	6
14229	5713080142298	T-coupling (R)	7
14247	5713080142472	T-coupling (L)	7
14232	5713080142328	Wire set (3 meter)	8
14235	5713080142359	Pendant Adapter	9
14238	5713080142380	Monopoint	10





Product description:

Esta is a simple and stylish wall lamp that is up/downlighting.

Esta can be used both indoors and outdoors in homes, businesses, housing associations, hotels, etc.

Esta is made of die-cast aluminum and is available in the colors anthracite gray and black, and is prepared for further wiring with 3G1.5 mm².

A dimming cover is included to change the light distribution on the fixture.

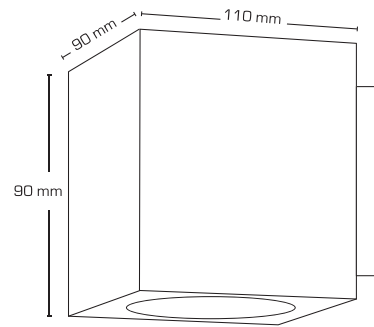
Supplied with spacers that can be used for visible installation.

IP54




In- & outdoor

Technical data:	
Voltage:	220-240VAC 50 Hz
System power:	2x3W
Light intensity:	With dimming (up/down) 70/125 lm Without dimming (up/down) 125/125 lm
Dimmable:	No
Color rendering:	Ra>80
Beam angle:	With dimming (up/down) 25°/80° Without dimming (up/down) 80°/80°
Protection:	Class I, IP54
Material:	Powder coated aluminum
Relay:	Yes (3G1.5 mm ²)
Approvals:	LVD, EMC, RoHS, CE
Warranty:	2 year system warranty



Light distribution



Item no.:	EAN no.:	Measurements:	Kelvin:	Lumen:	Color:	Energy class:
13001	5713080130011	90 x 90 x 110 mm	3000K	2x125 lm	Anthracite	<small>A 1 G</small>
13002	5713080130028	90 x 90 x 110 mm	3000K	2x125 lm	Black	<small>A 1 G</small>

220-240
VAC

IP54

In- & outdoor



LED
2x3W

Ra>80

No cover used
 ↑ Light up
125 lumen
 ↓ Light down
125 lumen
90°

Cover up light
 ↑ Light up
70 lumen
 ↓ Light down
125 lumen
80°

30.000h
L70



Product description:

Lara is a simple and stylish wall lamp that emits downward light. Noris is both upward and downward light.

They can be used both indoors and outdoors in homes, businesses, housing associations, hotels, etc.

The luminaires are made of die-cast aluminum and are available in the colors anthracite gray and black, and are prepared for further wiring with 3G1.5 mm².


Supplied with spacers that can be used for visible installation.

CCT

Can be dimmed with the common dimmers on the market.

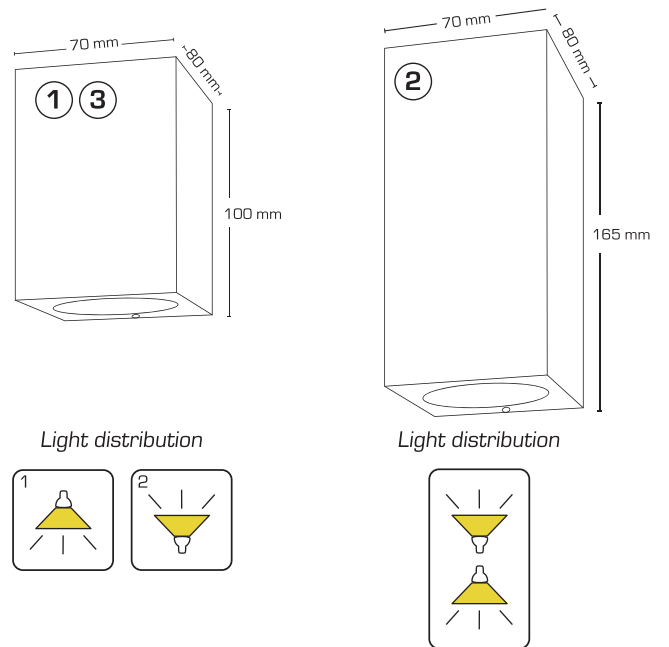
Possibility to switch between 2700K and 3000K using a small switch on the front.

GU10 IP54



Technical data:	
Voltage:	220-240VAC 50 Hz
Approved light source:	1 & 3: Max. 1x5W LED (max. light source height 60 mm) 2: Max. 2x5W LED (max. light source height 60 mm)
Socket:	1 & 3: 1xGU10 2: 2xGU10
Protection:	Class I, IP54
Material:	Powder-coated aluminum
Relay:	Yes (3G1.5 mm ²)
Approvals:	LVD, RoHS, CE
Warranty:	2 years system warranty

CCT (3):	
System power:	4.8W
Dimmable:	Yes, trailing edge (see dimming overview)
Color rendering:	Ra>90
Beam angle:	38°
Approvals:	EMC



Item no.:	EAN no.:	Measurements:	Kelvin:	Lumen:	Color:	No.:	Energy class:
13004	5713080130042	70 x 80 x 100 mm	-	-	Anthracite	1	-
13005	5713080130059	70 x 80 x 100 mm	-	-	Black	1	-
13007	5713080130073	70 x 80 x 165 mm	-	-	Anthracite	2	-
13008	5713080130080	70 x 80 x 165 mm	-	-	Black	2	-
13104	5713080131049	70 x 80 x 100 mm	2700/3000K	400/420 lm	Anthracite	3	F A
13105	5713080131056	70 x 80 x 100 mm	2700/3000K	400/420 lm	Black	3	F A

220-240 VAC

IP54

In- & outdoor

4,8W

Ra>90

38°

Dimmable

25.000h L70

GU10


⏚

⏚

⚡

CE

WITH LIGHTSOURCE



Product description:

Martina is a simple and stylish wall lamp that provides a pleasant glare-free light.

The light opening in the side creates an elegant "corona effect" on the wall/house wall.

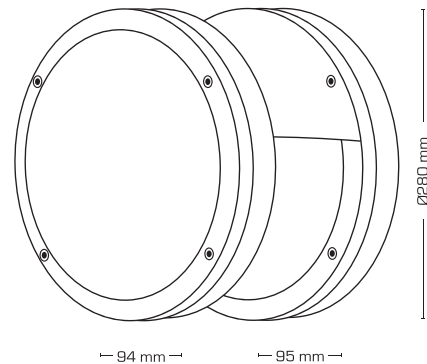
Martina can be used both indoors and outdoors in homes, businesses, housing associations, hotels, etc.

The luminaire is made of die-cast aluminum and is available in the colors anthracite gray and black, with and without half-shielding, and is prepared for further wiring with 3G1.5 mm².

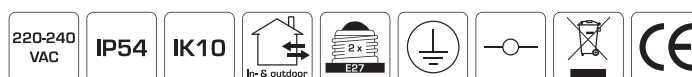
Supplied with spacers that can be used for visible installation.



Technical data:	
Voltage:	220-240VAC 50 Hz
Approved light source:	Max. 2x18W LED
Socket:	2 x E27
IK class:	IK10
Protection:	Class I, IP54
Material:	Powder coated aluminum/Polycarbonate
Relay:	Yes (3G1.5 mm ²)
Approvals:	LVD, RoHS, CE
Warranty:	2 year system warranty



Item no.:	EAN no.:	Measurements:	Color:	Description:
13026	5713080130264	Ø280 x 94 mm	Anthracite	-
13027	5713080130271	Ø280 x 94 mm	Black	-
13029	5713080130295	Ø280 x 95 mm	Anthracite	With half-cover
13030	5713080130301	Ø280 x 95 mm	Black	With half-cover





Product description:

Inna is a versatile sign and facade luminaire that can be used indoors and outdoors on walls and ceilings, as well as in the ground using a ground spike (accessory).

Inna is suitable for illuminating signs, facades, etc.

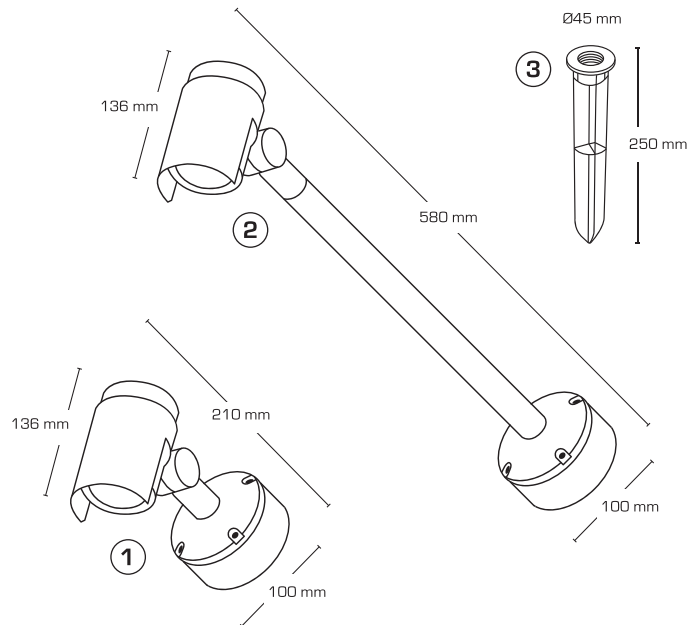
The luminaire is made of die-cast aluminum and is available in the colors anthracite gray or black, and is prepared for further wiring with 3G1.5 mm².

IP54




In- & outdoor

Technical data:	
Voltage:	220-240VAC 50 Hz
System power:	15W
Dimmable:	No
Color rendering:	Ra>80
Beam angle:	46°
Protection:	Class I, IP54
Material:	Powder coated aluminum
Relay:	Yes (3G1.5 mm ²)
Approvals:	LVD, EMC, RoHS, CE
Warranty:	2 year system warranty



Item no.:	EAN no.:	Measurements:	Kelvin:	Lumen:	Color:	Description:	Energy class:
13016	5713080130165	136 x 210 x 100 mm	3000K	1090 lm	Anthracite	1: Sign spot	
13017	5713080130172	136 x 210 x 100 mm	3000K	1090 lm	Black	1: Sign spot	
13019	5713080130196	136 x 580 x 100 mm	3000K	1090 lm	Anthracite	2: Sign lighting	
13020	5713080130202	136 x 580 x 100 mm	3000K	1090 lm	Black	2: Sign lighting	
13022	5713080130226	Ø45 x 250 mm	-	-	Black	3: Ground spike	





Product description:

Terra is an elegant recessed spotlight, with the possibility of adjusting the LED light source.

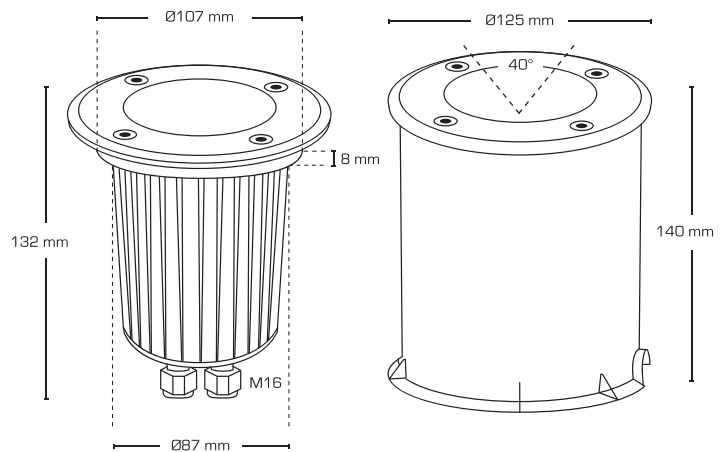
Terra can be mounted in wood and tile surfaces, as well as in terrain.

Top ring is made of stainless acid-resistant steel (AISI 316).

Terra is prepared for further looping with 3G2.5 mm²

Terra is approved for 500 kg static weight.

Supplied incl. plastic wrap for recessing.



Technical data:	
Voltage:	220-240VAC 50 Hz
Approved light source:	Max. 8W LED
Socket:	GU10
Tilt angle:	40°
Protection:	Class I, IP67
IK class:	IK10
Material:	Glass/aluminum/stainless steel AISI 316
Relay:	Yes (3G2.5 mm ²)
Approvals:	LVD, RoHS, CE
Warranty:	2 years system warranty

With light source (2):	
Power:	4,8W
Dimmable:	Yes, rear edge (See dimming overview)
Color rendering:	Ra>90
Beam angle:	38°
Approvals:	EMC

Item no.:	EAN no.:	Cutout size:	Kelvin:	Lumen:	Measurements:	No.:	Energy class:
13181	5713080131810	Ø107 mm	-	-	Ø125 mm x 140 mm	1	-
13182	5713080131827	Ø107 mm	3000K	430 lm	Ø125 mm x 140 mm	2	F A++ G



Light source GU10



Product description:

Dimmable LED light sources with a high light output.

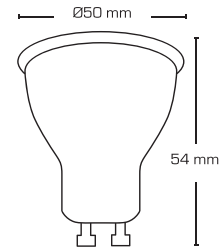
Can be dimmed with the common dimmers on the market.

Suitable for Luna Quick install, Luna Combi install, Luna Quick2Light, Zeta, Lara, Noris, Terra, in indoor and outdoor environments.




CCT switching between color temperatures 2700K and 3000K

Technical data:	
Voltage:	220-240VAC 50 Hz
Power:	4.8W
Dimmable:	Yes, rear edge (See dimming overview)
Color rendering:	Ra>90
Beam angle:	38°
Socket:	GU10
Material:	Plastic
Approvals:	LVD, EMC, RoHS, CE
Warranty:	2 year system warranty



Our warranty and lifetime also apply when installed in downlights

Item no.:	EAN no.:	Measurements:	Kelvin:	Lumen:	Description:	No.:	Energy class:
12701	5713080127011	Ø50 x 54 mm	2700K	380 lm	Long Life	1	F A+ G
12702	5713080127028	Ø50 x 54 mm	3000K	400 lm	Long Life	1	F A+ G
12703	5713080127035	Ø50 x 54 mm	4000K	430 lm	Long Life	1	F A+ G
21301	5713080213011	Ø50 x 54 mm	2700K	420 lm	Optic	2	F A+ G
21302	5713080213028	Ø50 x 54 mm	3000K	430 lm	Optic	2	F A+ G
21303	5713080213035	Ø50 x 54 mm	4000K	450 lm	Optic	2	E A+ G
21307	5713080213073	Ø50 x 54 mm	2700/3000K	400/420 lm	Optic CCT	3	F A+ G



Product description:

Make your installation smart with our Zigbee Dimmer or Switch.

Integrated Zigbee 3.0 communication module, compatible with leading Zigbee Gateways*, such as Philips Hue, Samsung SmartThings, Google Home/ Alexa via compatible Gateways.

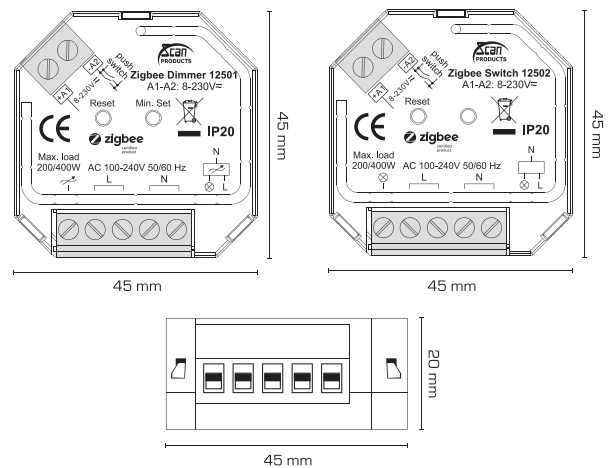
Control voltage from 8-230V also enables operation using spring pressure; either low-current pressure or 230V switches with spring.

Can be mounted in both PL and European sockets.

The dimmer has a memory function.

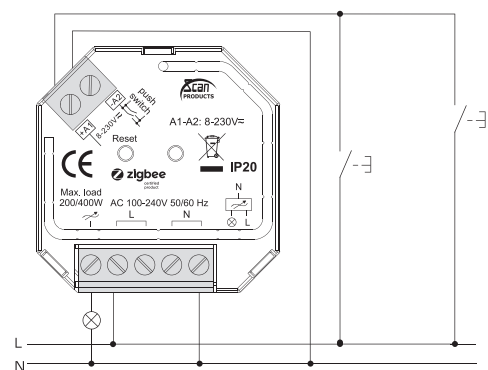


Technical data:	
Voltage:	100-240VAC 50 Hz
Max. load at 230V:	200W LED 200W Capacitive 400W Ohmic
Max. output current:	1.8A
Control voltage:	8-230V AC/DC
Dimmer method:	Rear edge
Protection:	IP20
Material:	Plastic
Approvals:	CE
Warranty:	2 year system warranty



Item no.:	EAN no.:	Description:
12501	5713080125017	1: Dimmer
12502	5713080125024	2: Switch
12437	5713080124379	DIN rail bracket

Wiring diagram



*We recommend performing a quick test setup with the desired Gateway, due to different firmware and hardware versions, to ensure 100% compatibility.



Push Dimmer

Product description:

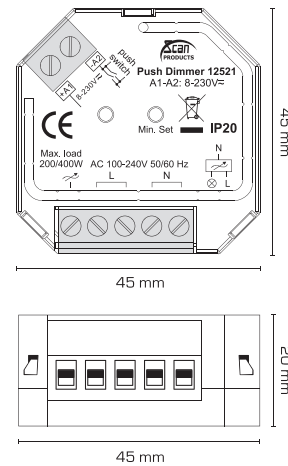
Optimal dimming for Scan Products lighting - always find the updated dimming overview on our website: www.scan-products.com

Works with the common dimmable LED lighting on the market.

Control voltage from 8-230V enables operation using spring pressure; either low-current pressure or 230V switches with spring.

Can be mounted in both PL and European sockets.

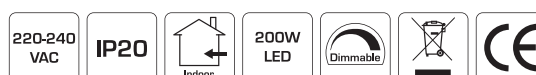
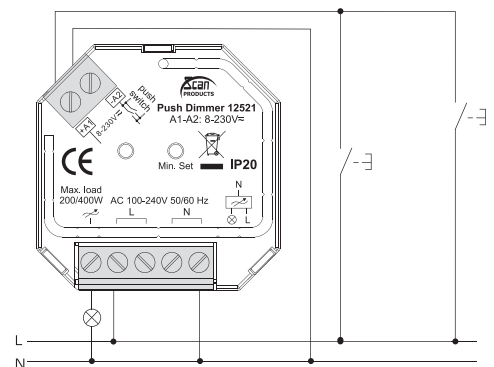
The dimmer also has a memory function.



Technical data:	
Voltage:	100-240VAC 50 Hz
Max. load at 230V:	200W LED 200W Capacitive 400W Ohmic
Max. output current:	1.8A
Control voltage:	8-230V AC/DC
Dimmer method:	Rear edge
Protection:	IP20
Material:	Plastic
Approvals:	CE
Warranty:	2 year system warranty

Item no.:	EAN no.:	Description:
12521	5713080125215	45x45x20 mm
12437	5713080124379	DIN rail bracket

Wiring diagram



Product description:

Interchangeable fronts for Luna Quick install, Luna Combi install, Luna Quick2Light and Luna Low profile.

①



③



⑤



②



④



⑥



Item no.:	EAN no.:	Outer dimensions:	Color:	Description:	No.:
90001	5713080900010	Ø88 mm	Matt white	Quick install ect. - Round	1
90002	5713080900027	Ø88 mm	Brushed alu.	Quick install ect. - Round	2
90003	5713080900034	88 x 88 mm	Matt white	Quick install ect. - Square	3
90004	5713080900041	88 x 88 mm	Brushed alu.	Quick install ect. - Square	4
90005	5713080900058	Ø88 mm	Matt black	Quick install ect. - Round	5
90006	5713080900065	Ø88 mm	Copper	Quick install ect. - Round	6
90101	5713080901017	Ø88 mm	Matt white	Low profile - Round	1
90102	5713080901024	Ø88 mm	Brushed alu.	Low profile - Round	2
90103	5713080901031	88 x 88 mm	Matt white	Low profile - Square	3
90104	5713080901048	88 x 88 mm	Brushed alu.	Low profile - Square	4
90105	5713080901055	Ø88 mm	Matt black	Low profile - Round	5
90106	5713080901062	Ø88 mm	Copper	Low profile - Round	6





 100% Danish-owned

Scan Products D T ApS | www.scan-products.com