



LIGHTING 2021

In- & outdoor

EN 2021-2



Vision and Innovation

Scan Products combines an understanding of market needs with a desire to develop innovative products. We respect electricians' wishes, while also monitoring new trends and technologies, as we have done right from the start in 2005. For example, we were one of the first companies to manufacture downlights to be directly installed in insulation without a safety shell.

Business Focus

Scan Products develops, manufactures and markets high-quality lighting characterised by major ease-of-installation, innovative design, energy optimisation and reassuring warranties. We offer a broad range of both indoor and outdoor lighting products, which we distribute through leading electrical wholesalers.

Product Development

Scan Products works closely with Danish engineers, and constantly aligns with its customers on product development and optimisations. Out of consideration for our shared resources, we attach a high priority to energy optimisation without compromising ease-of-installation, colour reproduction or safety.

Safety and Confidence

Scan Products' staff are all experienced industry specialists. We deliver what we promise and take pride in supplying expert support. We set a high standard for warranties, certificates and approvals, and our products satisfy all guidelines in the markets we serve.

Scan Products

The brighter side of innovation



Downlights

| | |
|--------------------------|----|
| Luna LP | 4 |
| Luna LP Elite | 8 |
| Luna Quick install | 9 |
| Alda | 14 |
| Sabina LP | 16 |
| Sabina LP Fixed | 18 |
| Lia | 19 |
| Claudia | 20 |
| Claudia Looping | 21 |
| Sofia | 22 |
| Silvia | 23 |
| Alisia | 24 |
| Alisia Elite | 25 |

Ceiling & wall lights

| | |
|-----------------------|----|
| Lucianna | 26 |
| Lucianna PIR | 27 |
| Lucianna Square | 29 |
| Clara | 30 |
| Clara HF | 31 |

1P Tracksystem & -lights

Tracksystem

| | |
|--|----|
| Mita Tracksystem & accessories white | 32 |
| Mita Tracksystem & accessories black | 33 |

Tracklights

| | |
|-----------------------------|----|
| Mita Tracklight white | 34 |
| Mita Tracklight black | 35 |

3P Track lights

| | |
|----------------------|----|
| Esma 8W | 36 |
| Esma 15W & 35W | 37 |

Outdoor lights

Downlights

| | |
|----------------------------------|----|
| Luna LP outdoor | 39 |
| Luna Quick install outdoor | 40 |
| Zeta outdoor | 43 |

Wall lights

| | |
|---------------|----|
| Esta | 44 |
| Lara | 45 |
| Noris | 46 |
| Martina | 47 |

Others

| | |
|------------------------------|----|
| Inna display luminaire | 48 |
| Inna spotlight | 49 |
| Gaia bollard | 50 |
| Terra ground light | 51 |

Light sources

| | |
|-------------------|----|
| GU10 5W | 52 |
| For Luna LP | 55 |

Drivers

| | |
|---------------------------------|----|
| 350mA - 4W, 9W, 18W & 25W | 57 |
|---------------------------------|----|

Lighting control

| | |
|--------------------------|----|
| Zigbee Push Dimmer | 58 |
| Zigbee Switch | 59 |
| Push Dimmer | 60 |

Symbol explanation

61

Luna LP

Ra95 IP44 Change LED able 5 Year warranty

Flicker free!



Elegant!
- Also when tilted

The trimmed edge on the driver makes the installation easier



SDCM <2

Height 33 mm



Springs or screw mounting



Possible to change light source and front



Cable or flex tube

Variants



Matt white



Brushed alu



Matt white



Brushed alu



Matt black

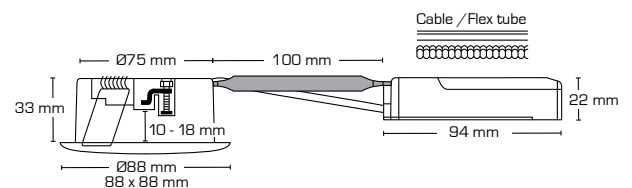
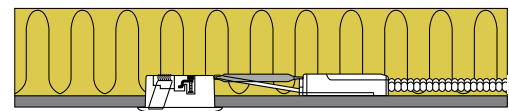
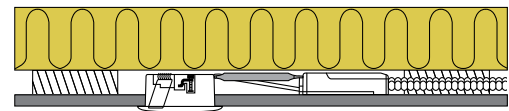


Copper

Luna LP-2700K

Product description:

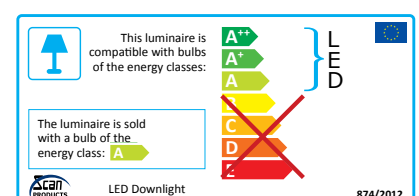
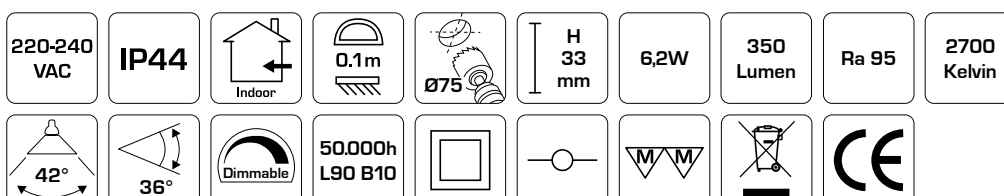
- Luna is an innovative, flicker free LED downlight, approved for installation directly in insulation and flammable material.
- Due to mounting with the help of screws and/or springs, a perfect result is guaranteed – every time!
- Suitable for acoustic ceiling.
- The installation height of only 33 mm makes it possible to mount Luna in most places.
- The replaceable LED light source makes the installation flexible and future-proof – for example, if you want a different color temperature.
- It is possible to mount with cable or 16 mm flexible tube.



Technical data:

| | |
|------------------------|------------------------------|
| Cutout size: | Ø75 mm |
| Outside dimensions: | Ø88 mm or 88 x 88 mm |
| Height: | 33 mm |
| Voltage: | 220-240VAC 50 Hz |
| System power: | 6,2W |
| Luminous flux: | 350lm |
| Dimmable: | Yes |
| Color Rendering Index: | Ra95 |
| Beam angle: | 42° |
| Adjustable: | 36° |
| SDCM: | <2 |
| Protection: | Class II, SELV, IP44 |
| Material: | Plast/ Aluminium |
| Through-wiring: | Yes (3G1.5 mm ²) |
| Approvals: | LVD, EMC, RoHS, CE |

| Item no.: | EAN no.: | Outside dimensions: | Front design: | Color: |
|-----------|---------------|---------------------|---------------|------------------|
| 10101 | 5713080101011 | Ø88 mm | Round | Matt white |
| 10102 | 5713080101028 | Ø88 mm | Round | Brushed aluminum |
| 10103 | 5713080101035 | 88 x 88 mm | Square | Matt white |
| 10104 | 5713080101042 | 88 x 88 mm | Square | Brushed aluminum |
| 10105 | 5713080101059 | Ø88 mm | Round | Matt black |
| 10106 | 5713080101066 | Ø88 mm | Round | Copper |



Luna LP - 3000K

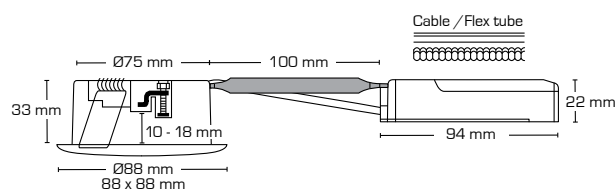
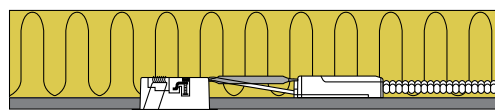
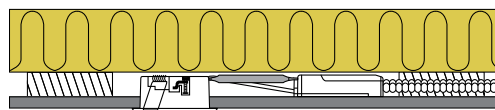
Product description:

- Luna is an innovative, flicker free LED downlight, approved for installation directly in insulation and flammable material.
- Due to mounting with the help of screws and/or springs, a perfect result is guaranteed – every time!
- Suitable for acoustic ceiling.
- The installation height of only 33 mm makes it possible to mount Luna in most places.
- The replaceable LED light source makes the installation flexible and future-proof – for example, if you want a different color temperature.
- It is possible to mount with cable or 16 mm flexible tube.

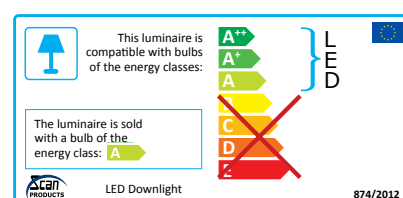
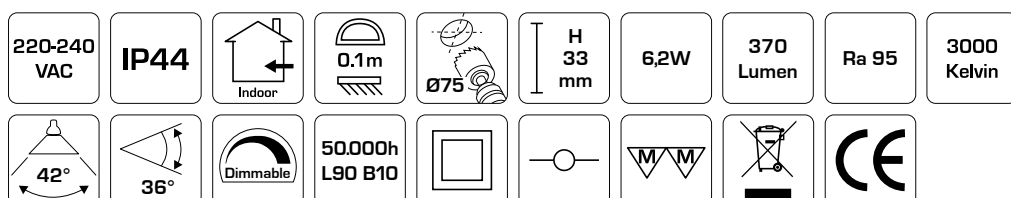


Technical data:

| | |
|------------------------|------------------------------|
| Cutout size: | Ø75 mm |
| Outside dimensions: | Ø88 mm or 88 x 88 mm |
| Height: | 33 mm |
| Voltage: | 220-240VAC 50 Hz |
| System power: | 6,2W |
| Luminous flux: | 370lm |
| Dimmable: | Yes |
| Color Rendering Index: | Ra95 |
| Beam angle: | 42° |
| Adjustable: | 36° |
| SDCM: | <2 |
| Protection: | Class II, SELV, IP44 |
| Material: | Plast/ Aluminium |
| Through-wiring: | Yes (3G1.5 mm ²) |
| Approvals: | LVD, EMC, RoHS, CE |



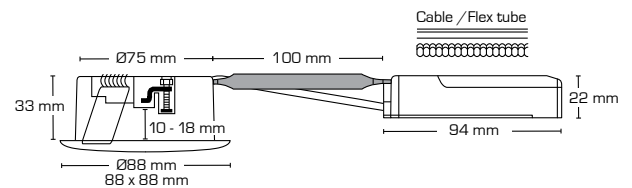
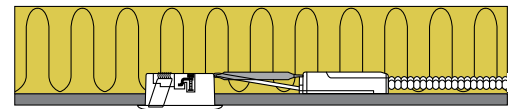
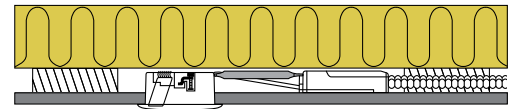
| Item no.: | EAN no.: | Outside dimensions: | Front design: | Color: |
|-----------|---------------|---------------------|---------------|------------------|
| 10111 | 5713080101110 | Ø88 mm | Round | Matt white |
| 10112 | 5713080101127 | Ø88 mm | Round | Brushed aluminum |
| 10113 | 5713080101134 | 88 x 88 mm | Square | Matt white |
| 10114 | 5713080101141 | 88 x 88 mm | Square | Brushed aluminum |
| 10115 | 5713080101158 | Ø88 mm | Round | Matt black |
| 10116 | 5713080101165 | Ø88 mm | Round | Copper |



Luna LP - 4000K

Product description:

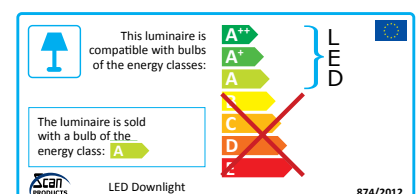
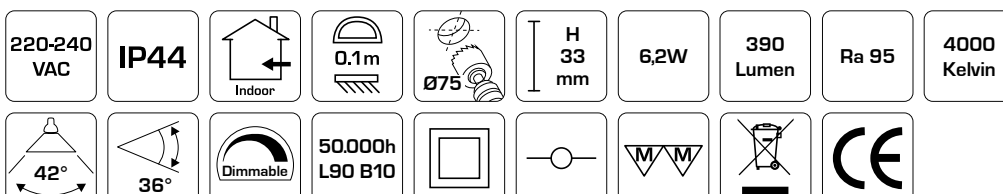
- Luna is an innovative, flicker free LED downlight, approved for installation directly in insulation and flammable material.
- Due to mounting with the help of screws and/or springs, a perfect result is guaranteed – every time!
- Suitable for acoustic ceiling.
- The installation height of only 33 mm makes it possible to mount Luna in most places.
- The replaceable LED light source makes the installation flexible and future-proof – for example, if you want a different color temperature.
- It is possible to mount with cable or 16 mm flexible tube.



Technical data:

| | |
|------------------------|------------------------------|
| Cutout size: | Ø75 mm |
| Outside dimensions: | Ø88 mm or 88 x 88 mm |
| Height: | 33 mm |
| Voltage: | 220-240VAC 50 Hz |
| System power: | 6,2W |
| Luminous flux: | 390lm |
| Dimmable: | Yes |
| Color Rendering Index: | Ra95 |
| Beam angle: | 42° |
| Adjustable: | 36° |
| SDCM: | <2 |
| Protection: | Class II, SELV, IP44 |
| Material: | Plast/ Aluminium |
| Through-wiring: | Yes (3G1.5 mm ²) |
| Approvals: | LVD, EMC, RoHS, CE |

| Item no.: | EAN no.: | Outside dimensions: | Front design: | Color: |
|-----------|---------------|---------------------|---------------|------------------|
| 10121 | 5713080101219 | Ø88 mm | Round | Matt white |
| 10122 | 5713080101226 | Ø88 mm | Round | Brushed aluminum |
| 10123 | 5713080101233 | 88 x 88 mm | Square | Matt white |
| 10124 | 5713080101240 | 88 x 88 mm | Square | Brushed aluminum |
| 10125 | 5713080101257 | Ø88 mm | Round | Matt black |
| 10126 | 5713080101264 | Ø88 mm | Round | Copper |



Luna LP Elite - 2700K & 3000K

Product description:

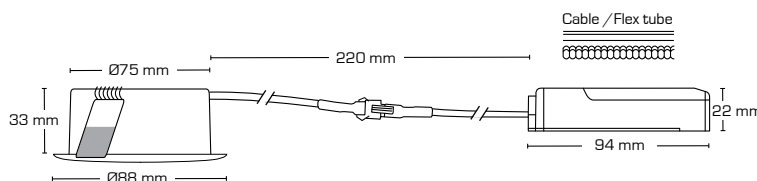
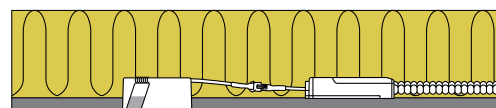
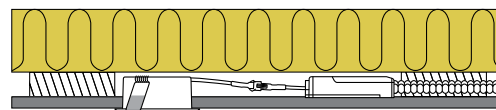
- Luna LP Elite is an innovative, elegant and flicker free LED downlight with high light output and high color rendering. Approved for installation directly in insulation and flammable material.
- Suitable for acoustic ceiling.
- The installation height of only 33 mm makes it possible to mount Luna LP Elite in most places.
- Driver can easily be separated from the luminaire, which can be an advantage when painting.
- It is possible to mount with cable or 16 mm flexible tube.



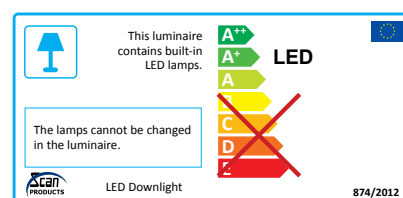
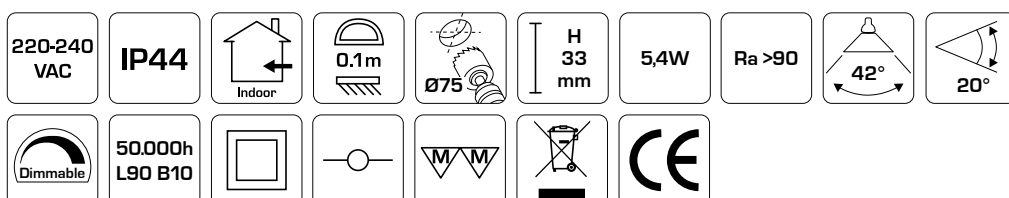
Flicker free!

Technical data:

| | |
|------------------------|------------------------------|
| Cutout size: | Ø75 mm |
| Outside dimensions: | Ø88 mm |
| Height: | 33 mm |
| Voltage: | 220-240VAC 50 Hz |
| System power: | 5,4W |
| Luminous flux: | 360lm/380lm |
| Dimmable: | Yes |
| Color Rendering Index: | Ra>90 |
| Beam angle: | 42° |
| Adjustable: | 20° |
| SDCM: | <3 |
| Protection: | Class II, SELV, IP44 |
| Material: | Plastic/Aluminium |
| Through-wiring: | Yes (3G1.5 mm ²) |
| Approvals: | LVD, EMC, RoHS, CE |



| Item no.: | EAN no.: | Outside dimensions: | Lumen: | Kelvin: | Color: |
|-----------|---------------|---------------------|-----------|---------|------------|
| 10131 | 5713080101318 | Ø88 mm | 360 lumen | 2700K | Matt white |
| 10134 | 5713080101349 | Ø88 mm | 380 lumen | 3000K | Matt white |

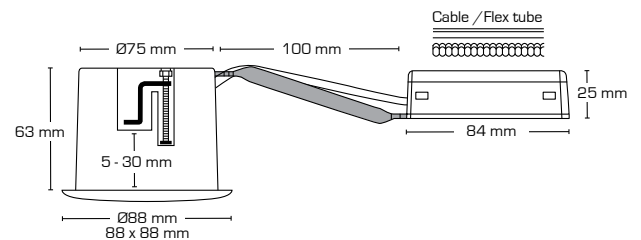
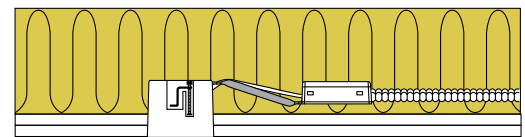
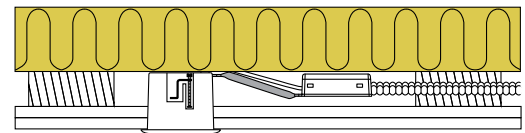


Luna Quick install - Without light source

Product description:

- Luna is an adjustable LED downlight with rear mounted light source, approved for installation directly in insulation and flammable material.
- Screwless cable relief and wire mount in terminal box, ensures a quick and easy assembly with minimal tool utilization.
- Luna is fastened using screws and is also suitable for acoustic ceilings.
- The height of only 63 mm makes it possible to mount Luna in most installations.
- It is possible to mount with cable or 16 mm flexible tube.

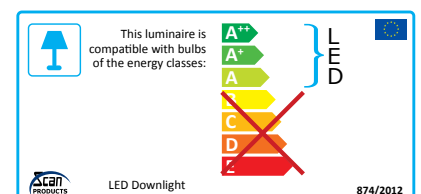
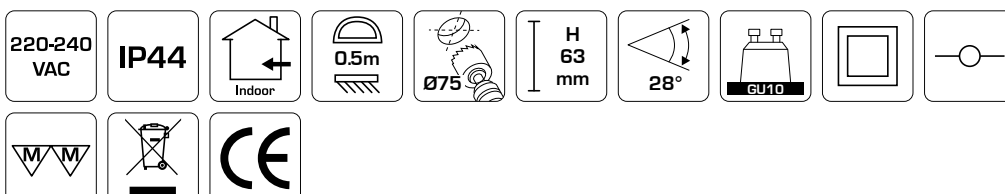
See our lightsources on page 52-53



Technical data:

| | |
|------------------------|---|
| Cutout size: | Ø75 mm |
| Outside dimensions: | Ø88 mm or 88 x 88 mm |
| Height: | 63 mm |
| Voltage: | 220-240VAC 50 Hz |
| Approved light source: | Max. 6W LED (max. light source height 56 mm) |
| Adjustable: | 28° |
| Fitting: | GU10 |
| Protection: | Class II, IP44 |
| Material: | Plastic/Aluminium |
| Through-wiring: | Yes (3G1.5 mm ²) |
| Approvals: | LVD, RoHS, CE |

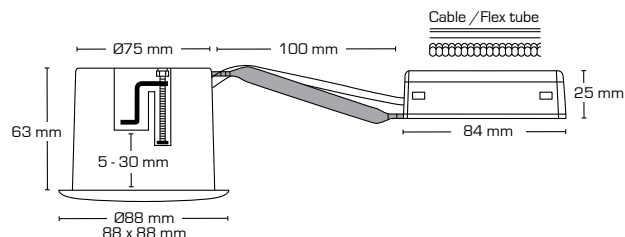
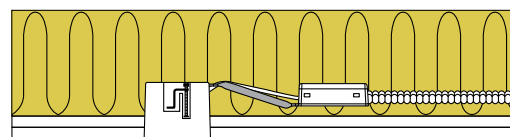
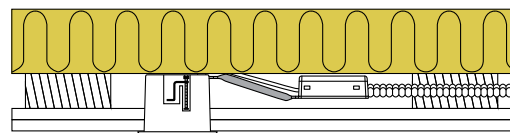
| Item no.: | EAN no.: | Outside dimensions: | Description: | Color: |
|-----------|---------------|---------------------|----------------------|------------------|
| 10001 | 5713080100014 | Ø88 mm | Round | Matt white |
| 10002 | 5713080100021 | Ø88 mm | Round | Brushed aluminum |
| 10003 | 5713080100038 | 88 x 88 mm | Square | Matt white |
| 10004 | 5713080100045 | 88 x 88 mm | Square | Brushed aluminum |
| 10005 | 5713080100052 | Ø88 mm | Round | Matt black |
| 10006 | 5713080100069 | Ø88 mm | Round | Copper |
| 10007 | 5713080100076 | Ø88 mm | Round | White |
| 12423 | 5713080124232 | Ø125 mm | Sealing ring | |
| 12424 | 5713080124249 | | 5-Pin Push Connector | |



Luna Quick install - 2700K

Product description:

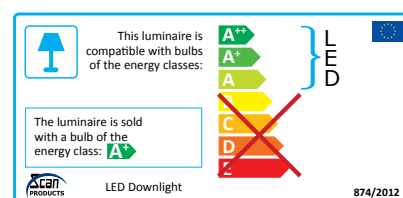
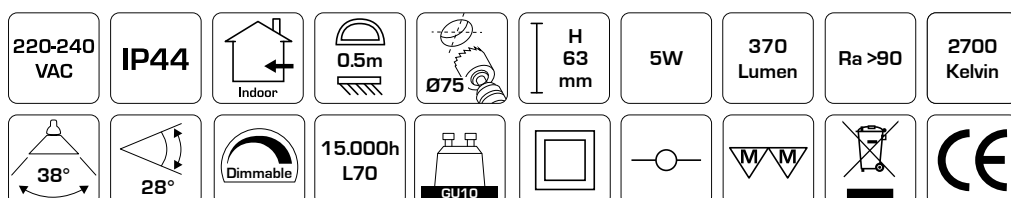
- Luna is an adjustable, flicker free LED downlight with rear mounted light source, approved for installation directly in insulation and flammable material.
- Screwless cable relief and wire mount in terminal box, ensures a quick and easy assembly with minimal tool utilization.
- Luna is fastened using screws and is also suitable for acoustic ceilings.
- The height of only 63 mm makes it possible to mount Luna in most installations.
- Delivered with dimmable 5W GU10 LED light source.
- It is possible to mount with cable or 16 mm flexible tube.



Technical data:

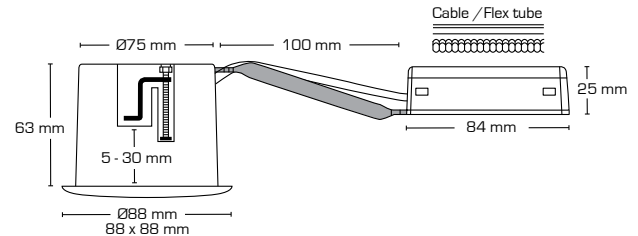
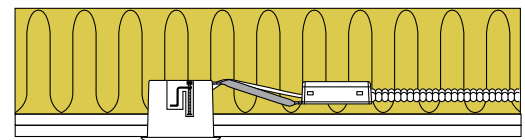
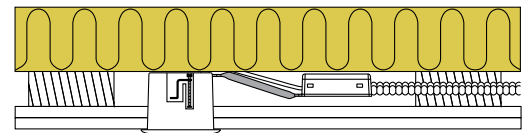
| | |
|------------------------|------------------------------|
| Cutout size: | Ø75 mm |
| Outside dimensions: | Ø88 mm or 88 x 88 mm |
| Height: | 63 mm |
| Voltage: | 220-240VAC 50 Hz |
| System power: | 5W |
| Luminous flux: | 370lm |
| Dimmable: | Yes |
| Color Rendering Index: | Ra>90 |
| Beam angle: | 38° |
| Adjustable: | 28° |
| Fitting: | GU10 |
| Protection: | Class II, IP44 |
| Material: | Plastic/Aluminium |
| Through-wiring: | Yes (3G1.5 mm ²) |
| Approvals: | LVD, EMC, RoHS, CE |

| Item no.: | EAN no.: | Outside dimensions: | Description: | Color: |
|-----------|---------------|---------------------|----------------------|------------------|
| 10011 | 5713080100113 | Ø88 mm | Round | Matt white |
| 10012 | 5713080100120 | Ø88 mm | Round | Brushed aluminum |
| 10013 | 5713080100137 | 88 x 88 mm | Square | Matt white |
| 10014 | 5713080100144 | 88 x 88 mm | Square | Brushed aluminum |
| 10015 | 5713080100151 | Ø88 mm | Round | Matt black |
| 10016 | 5713080100168 | Ø88 mm | Round | Copper |
| 12423 | 5713080124232 | Ø125 mm | Sealing ring | |
| 12424 | 5713080124249 | | 5-Pin Push Connector | |



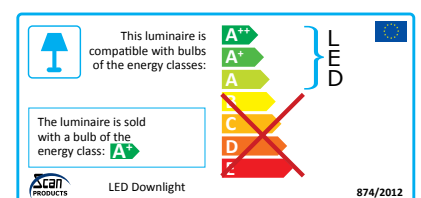
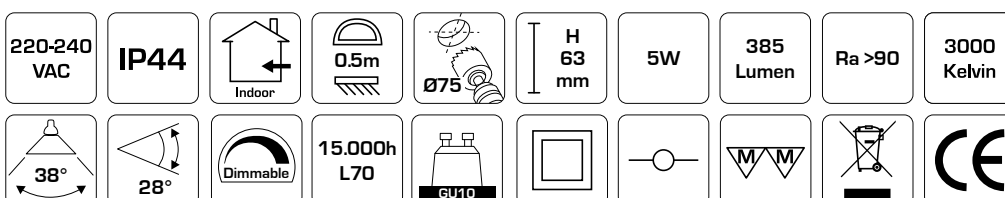
Product description:

- Luna is an adjustable, flicker free LED downlight with rear mounted light source, approved for installation directly in insulation and flammable material.
- Screwless cable relief and wire mount in terminal box, ensures a quick and easy assembly with minimal tool utilization.
- Luna is fastened using screws and is also suitable for acoustic ceilings.
- The height of only 63 mm makes it possible to mount Luna in most installations.
- Delivered with dimmable 5W GU10 LED light source.
- It is possible to mount with cable or 16 mm flexible tube.



| Technical data: | |
|------------------------|------------------------------|
| Cutout size: | Ø75 mm |
| Outside dimensions: | Ø88 mm or 88 x 88 mm |
| Height: | 63 mm |
| Voltage: | 220-240VAC 50 Hz |
| System power: | 5W |
| Luminous flux: | 385lm |
| Dimmable: | Yes |
| Color Rendering Index: | Ra > 90 |
| Beam angle: | 38° |
| Adjustable: | 28° |
| Fitting: | GU10 |
| Protection: | Class II, IP44 |
| Material: | Plastic/ Aluminium |
| Through-wiring: | Yes (3G1.5 mm ²) |
| Approvals: | LVD, EMC, RoHS, CE |

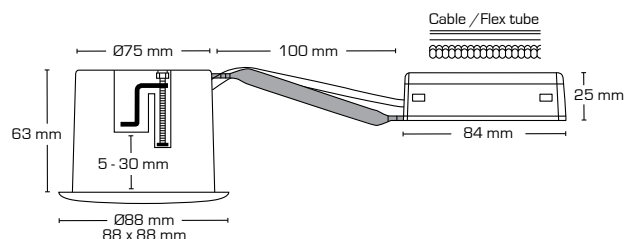
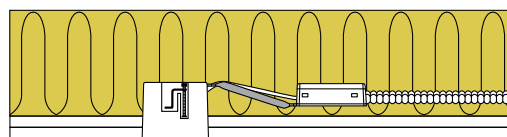
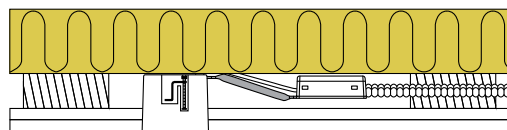
| Item no.: | EAN no.: | Outside dimensions: | Description: | Color: |
|-----------|---------------|---------------------|----------------------|------------------|
| 10021 | 5713080100212 | Ø88 mm | Round | Matt white |
| 10022 | 5713080100229 | Ø88 mm | Round | Brushed aluminum |
| 10023 | 5713080100236 | 88 x 88 mm | Square | Matt white |
| 10024 | 5713080100243 | 88 x 88 mm | Square | Brushed aluminum |
| 10025 | 5713080100250 | Ø88 mm | Round | Matt black |
| 10026 | 5713080100267 | Ø88 mm | Round | Copper |
| 12423 | 5713080124232 | Ø125 mm | Sealing ring | |
| 12424 | 5713080124249 | | 5-Pin Push Connector | |



Luna Quick install - 4000K

Product description:

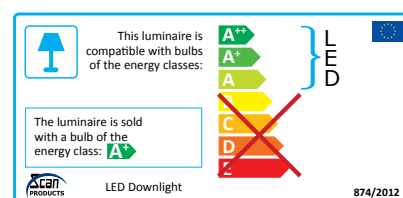
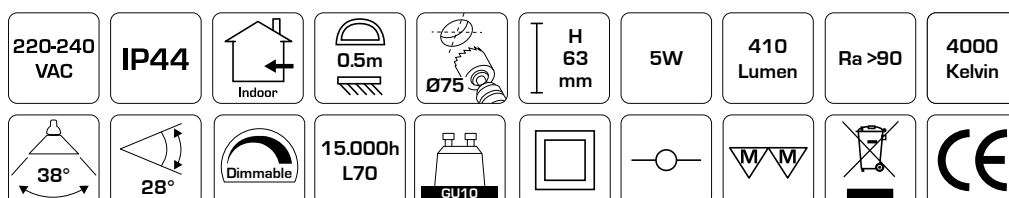
- Luna is an adjustable, flicker free LED downlight with rear mounted light source, approved for installation directly in insulation and flammable material.
- Screwless cable relief and wire mount in terminal box, ensures a quick and easy assembly with minimal tool utilization.
- Luna is fastened using screws and is also suitable for acoustic ceilings.
- The height of only 63 mm makes it possible to mount Luna in most installations.
- Delivered with dimmable 5W GU10 LED light source.
- It is possible to mount with cable or 16 mm flexible tube.



Technical data:

| | |
|------------------------|------------------------------|
| Cutout size: | Ø75 mm |
| Outside dimensions: | Ø88 mm or 88 x 88 mm |
| Height: | 63 mm |
| Voltage: | 220-240VAC 50 Hz |
| System power: | 5W |
| Luminous flux: | 410lm |
| Dimmable: | Yes |
| Color Rendering Index: | Ra > 90 |
| Beam angle: | 38° |
| Adjustable: | 28° |
| Fitting: | GU10 |
| Protection: | Class II, IP44 |
| Material: | Plastic/Aluminium |
| Through-wiring: | Yes (3G1.5 mm ²) |
| Approvals: | LVD, EMC, RoHS, CE |

| Item no.: | EAN no.: | Outside dimensions: | Description: | Color: |
|-----------|---------------|---------------------|----------------------|------------------|
| 10031 | 5713080100311 | Ø88 mm | Round | Matt white |
| 10032 | 5713080100328 | Ø88 mm | Round | Brushed aluminum |
| 12423 | 5713080124232 | Ø125 mm | Sealing ring | |
| 12424 | 5713080124249 | | 5-Pin Push Connector | |



Luna Quick install - 10 pc. box



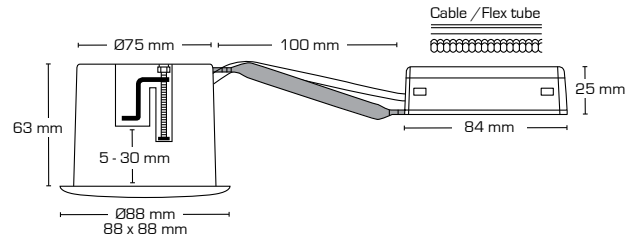
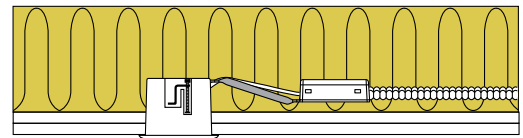
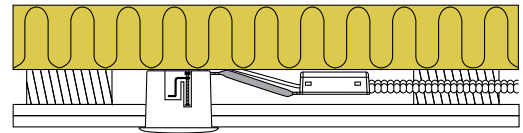
Product description:

- Luna is an adjustable, flicker free LED downlight with rear mounted light source, approved for installation directly in insulation and flammable material.
- Screwless cable relief and wire mount in terminal box, ensures a quick and easy assembly with minimal tool utilization.
- Luna is fastened using screws and is also suitable for acoustic ceilings.
- The height of only 63 mm makes it possible to mount Luna in most installations.
- Delivered with dimmable 5W GU10 LED light source.
- It is possible to mount with cable or 16 mm flexible tube.

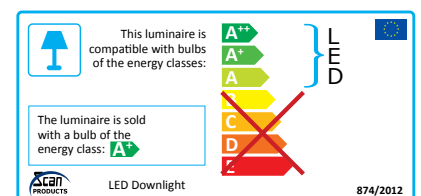
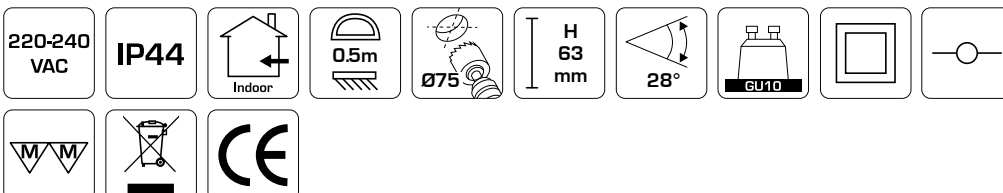


Technical data:

| | |
|------------------------|------------------------------|
| Cutout size: | Ø75 mm |
| Outside dimensions: | Ø88 mm or 88 x 88 mm |
| Height: | 63 mm |
| Voltage: | 220-240VAC 50 Hz |
| System power: | 5W |
| Luminous flux: | 370lm/385lm/410lm |
| Dimmable: | Yes |
| Color Rendering Index: | Ra>90 |
| Beam angle: | 38° |
| Adjustable: | 28° |
| Fitting: | GU10 |
| Protection: | Class II, IP44 |
| Material: | Plastic/Aluminium |
| Through-wiring: | Yes (3G1.5 mm ²) |
| Approvals: | LVD, EMC, RoHS, CE |



| Item no.: | EAN no.: | Outside dimensions: | Description: | Kelvin: | Color: |
|-----------|---------------|---------------------|--------------|---------|------------------|
| 10401 | 5713080104012 | Ø88 mm | Round | | Matt white |
| 10402 | 5713080104029 | Ø88 mm | Round | | Brushed aluminum |
| 10411 | 5713080104111 | Ø88 mm | Round | 2700K | Matt white |
| 10412 | 5713080104128 | Ø88 mm | Round | 2700K | Brushed aluminum |
| 10421 | 5713080104210 | Ø88 mm | Round | 3000K | Matt white |
| 10422 | 5713080104227 | Ø88 mm | Round | 3000K | Brushed aluminum |
| 10431 | 5713080104319 | Ø88 mm | Round | 4000K | Matt white |
| 10432 | 5713080104326 | Ø88 mm | Round | 4000K | Brushed aluminum |
| 12423 | 5713080124232 | Ø125 mm | Sealing ring | | |



Alda without light source

Product description:

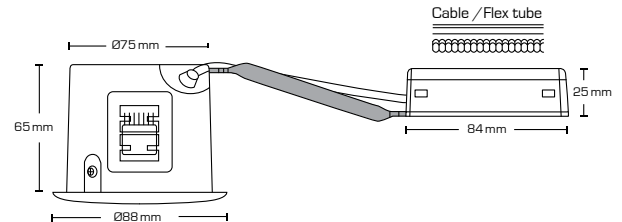
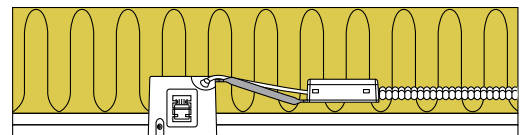
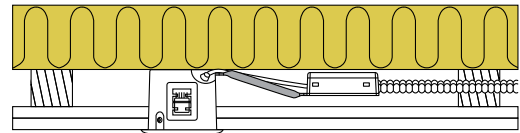
- Alda is a classic adjustable LED downlight, that is approved for direct installation in insulation and flammable material.
- Screwless cable relief and wire mount in terminal box, ensures a quick and easy assembly with minimal use of tools.
- Possibility of 2 spring positions - depending on the ceiling construction.
- The mounting height of only 65 mm ensures many applications.
- It is possible to mount with cable or 16 mm flexible tube.



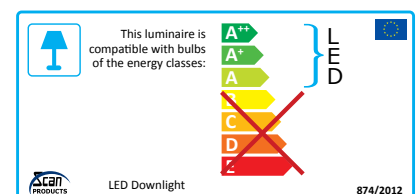
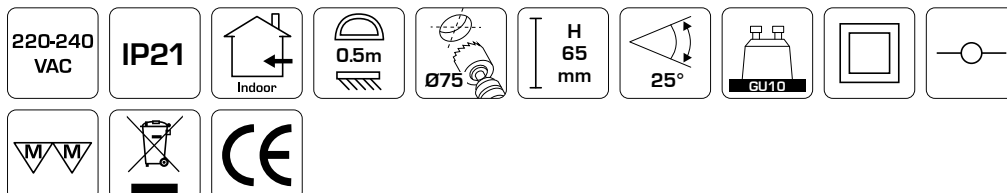

See our lightsources on page 52-53

Technical data:

| | |
|------------------------|--|
| Cutout size: | Ø75 mm |
| Outside dimensions: | Ø88 mm |
| Height: | 65 mm |
| Voltage: | 220-240VAC 50 Hz |
| Approved light source: | Max. 6W LED (max light source height 56 mm) |
| Beam angle: | 38° |
| Adjustable: | 25° |
| Fitting: | GU10 |
| Protection: | Class II, IP21 |
| Material: | Steel / Aluminium |
| Through-wiring: | Yes (3G1,5 mm ²) |
| Approvals: | LVD, RoHS, CE |



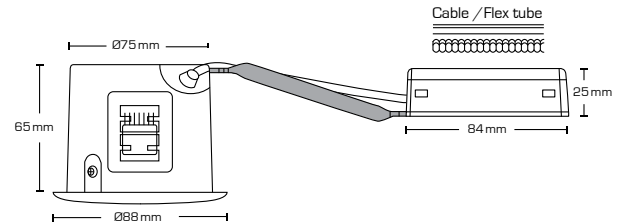
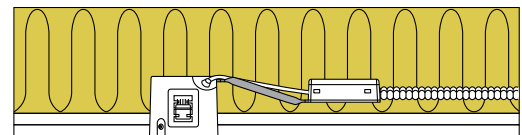
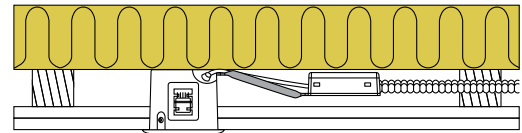
| Item no.: | EAN no.: | Outside dimensions: | Front design: | Color: |
|-----------|---------------|---------------------|----------------------|------------------|
| 10061 | 5713080100618 | Ø88 mm | Round | White |
| 10062 | 5713080100625 | Ø88 mm | Round | Brushed aluminum |
| 12423 | 5713080124232 | Ø125 mm | Sealing ring | |
| 12424 | 5713080124249 | | 5-Pin Push Connector | |



Alda 2700K & 3000K

Product description:

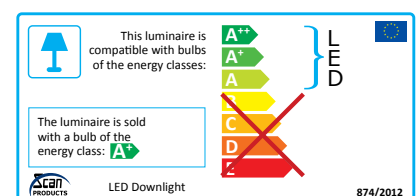
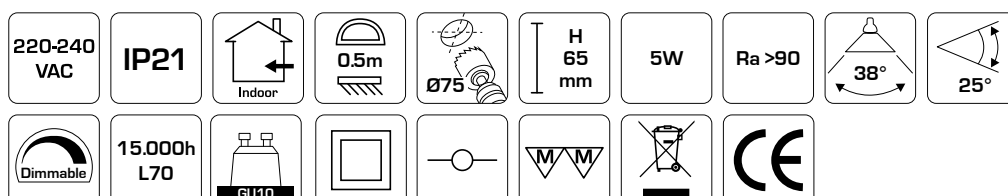
- Alda is a classic adjustable, flicker free LED downlight, that is approved for direct installation in insulation and flammable material.
- Screwless cable relief and wire mount in terminal box, ensures a quick and easy assembly with minimal use of tools.
- Possibility of 2 spring positions - depending on the ceiling construction.
- Delivered with dimmable 5W GU10 LED light source.
- The mounting height of only 65 mm ensures many applications.
- It is possible to mount with cable or 16 mm flexible tube.



Technical data:

| | |
|------------------------|------------------------------|
| Cutout size: | Ø75 mm |
| Outside dimensions: | Ø88 mm |
| Height: | 65 mm |
| Voltage: | 220-240VAC 50 Hz |
| System power: | 5W |
| Luminous flux: | 370lm/385lm |
| Dimmable: | Yes |
| Color Rendering Index: | Ra>90 |
| Beam angle: | 38° |
| Adjustable: | 25° |
| Fitting: | GU10 |
| Protection: | Class II, IP21 |
| Material: | Steel / Aluminium |
| Through-wiring: | Yes (3G1,5 mm ²) |
| Approvals: | LVD, EMC, RoHS, CE |

| Item no.: | EAN no.: | Outside dimensions: | Front design: | Kelvin: | Color: |
|-----------|---------------|---------------------|----------------------|---------|------------------|
| 10063 | 5713080100632 | Ø88 mm | Round | 2700K | White |
| 10064 | 5713080100649 | Ø88 mm | Round | 2700K | Brushed aluminum |
| 10065 | 5713080100656 | Ø88 mm | Round | 3000K | White |
| 10066 | 5713080100663 | Ø88 mm | Round | 3000K | Brushed aluminum |
| 12423 | 5713080124232 | Ø125 mm | Sealing ring | | |
| 12424 | 5713080124249 | | 5-Pin Push Connector | | |



Sabina LP

Ra>90 IP44

Flicker free!



Elegant!
- Also when tilted


Height
33 mm



Driver can easily be separated
from the liminaire



Minimal glare due to the
retracted LED-chip



Cable or flex tube



The trimmed edge on the driver
makes the installation easier

Sabina LP - 2700K, 3000K & 4000K

Product description:

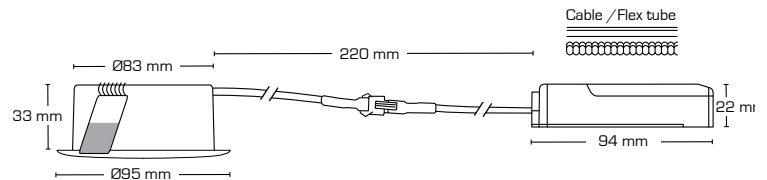
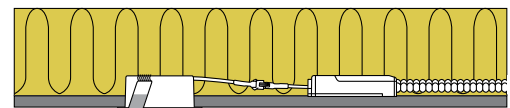
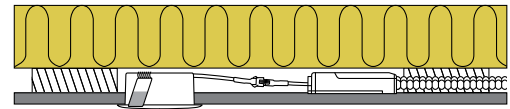
- Sabina LP is an innovative, elegant and flicker free LED downlight with high light output and high color rendering. Approved for installation directly in insulation and flammable material.
- Minimal glare due to the retracted LED chip and reflector.
- Suitable for acoustic ceiling.
- The installation height of only 33 mm makes it possible to mount Sabina LP in most places.
- Driver can easily be separated from the luminaire, which can be an advantage when painting.
- It is possible to mount with cable or 16 mm flexible tube.



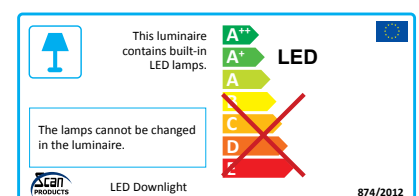
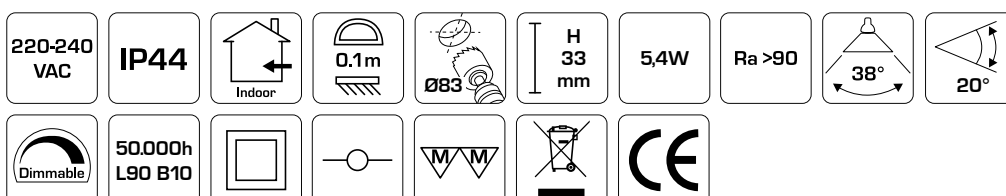
Flicker free!

Technical data:

| | |
|------------------------|------------------------------|
| Cutout size: | Ø83 mm |
| Outside dimensions: | Ø95 mm |
| Height: | 33 mm |
| Voltage: | 220-240VAC 50 Hz |
| System power: | 5,4W |
| Luminous flux: | 400lm/ 440lm/ 480lm |
| Dimmable: | Yes |
| Color Rendering Index: | Ra>90 |
| Beam angle: | 38° |
| Adjustable: | 20° |
| SDCM: | <3 |
| Protection: | Class II, SELV, IP44 |
| Material: | Plastic/ Aluminium |
| Through-wiring: | Yes (3G1.5 mm ²) |
| Approvals: | LVD, EMC, RoHS, CE |



| Item no.: | EAN no.: | Outside dimensions: | Lumen: | Kelvin: | Color: |
|-----------|---------------|---------------------|-----------|---------|------------|
| 10301 | 5713080103015 | Ø95 mm | 400 lumen | 2700K | Matt white |
| 10304 | 5713080103046 | Ø95 mm | 440 lumen | 3000K | Matt white |
| 10307 | 5713080103077 | Ø95 mm | 480 lumen | 4000K | Matt white |



Sabina LP Fixed - 2700K & 3000K

Product description:

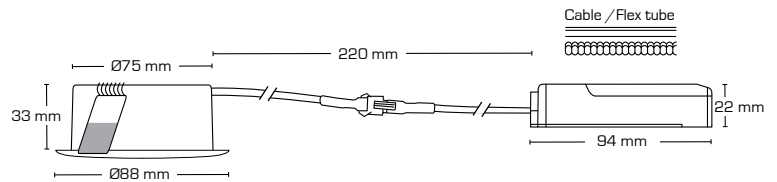
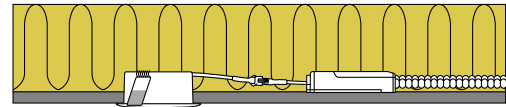
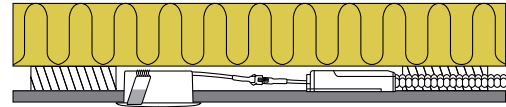
- Sabina LP Fixed is an innovative, elegant and flicker free LED downlight with high light output and high color rendering. Approved for installation directly in insulation and flammable material.
- Minimal glare due to the retracted LED chip and reflector.
- Suitable for acoustic ceiling.
- The installation height of only 33 mm makes it possible to mount Sabina LP Fixed in most places.
- Driver can easily be separated from the luminaire, which can be an advantage when painting.
- It is possible to mount with cable or 16 mm flexible tube.



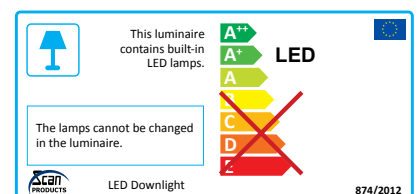
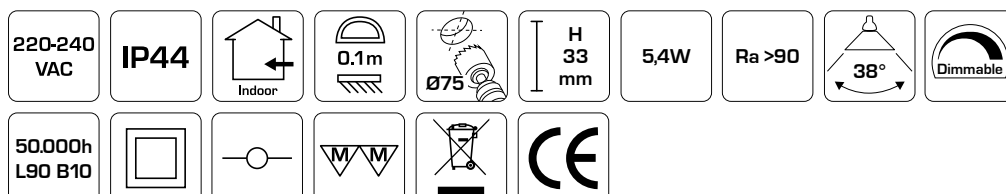
Flicker free!

Technical data:

| | |
|------------------------|------------------------------|
| Cutout size: | Ø75 mm |
| Outside dimensions: | Ø88 mm |
| Height: | 33 mm |
| Voltage: | 220-240VAC 50 Hz |
| System power: | 5,4W |
| Luminous flux: | 375lm/ 400lm |
| Dimmable: | Yes |
| Color Rendering Index: | Ra>90 |
| Beam angle: | 38° |
| SDCM: | <3 |
| Protection: | Class II, SELV, IP44 |
| Material: | Plastic/ Aluminium |
| Through-wiring: | Yes (3G1.5 mm ²) |
| Approvals: | LVD, EMC, RoHS, CE |



| Item no.: | EAN no.: | Outside dimensions: | Lumen: | Kelvin: | Color: |
|-----------|---------------|---------------------|-----------|---------|------------|
| 10321 | 5713080103213 | Ø88 mm | 375 lumen | 2700K | Matt white |
| 10324 | 5713080103244 | Ø88 mm | 400 lumen | 3000K | Matt white |

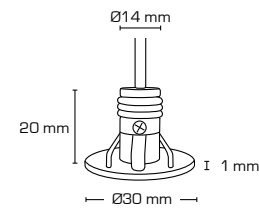
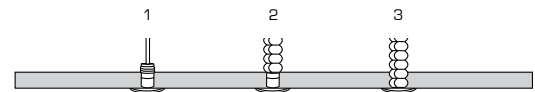


Lia 2700K & 3000K

Product description:

- Lia is a LED microdownlight approved for direct installation in insulation and flammable material.
- Ideal for mounting as window lights, in cabinets and as decorative lighting.
- Prepared for mounting in 16 mm flex tube.
- Delivered with 3 meter wire.

Ra>90 **IP44**

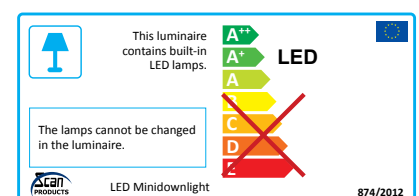
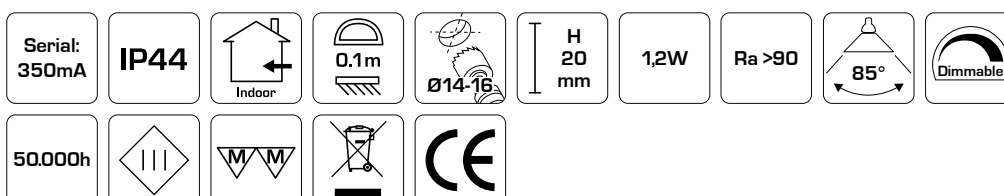


See drivers on page 57

Technical data:

| | |
|------------------------|----------------------------|
| Cutout size: | 1-2: Ø12-14 mm / 3: Ø16 mm |
| Outside dimensions: | Ø30 mm |
| Height: | 20 mm |
| Current: | 350 mA |
| Watt: | 1,2W |
| Luminous flux: | 65lm/70lm |
| Dimmable: | Yes |
| Color Rendering Index: | Ra>90 |
| Beam angle: | 85° |
| SDCM: | <3 |
| Protection: | Class III, IP44 |
| Material: | Aluminium |
| Approvals: | LVD, EMC, RoHS, CE |


| Item no.: | EAN Code: | Outside dimensions: | Front design: | Kelvin: | Color: |
|-----------|---------------|---------------------|---------------|---------|------------|
| 12021 | 5713080120210 | Ø30 mm | Round | 2700K | Matt white |
| 12024 | 5713080120241 | Ø30 mm | Round | 3000K | Matt white |



Claudia 2700K, 3000K & 4000K

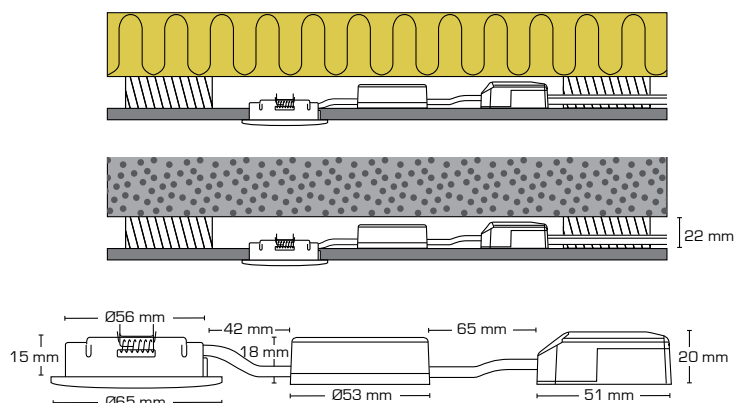
Product description:

- Claudia is an adjustable, flicker free LED mini-downlight incl. driver, that is approved for installation directly in insulation and flammable material.
- Screwless cable relief and wire mount in terminal box, ensures a quick and easy assembly with minimal use of tools.
- Claudia is specially designed for constructions with minimal installation height. This makes Claudia ideal for mounting in a false ceiling with minimal space.

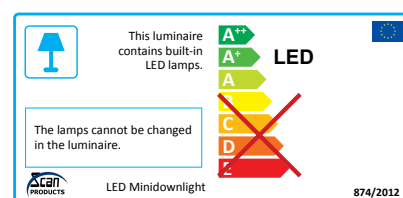
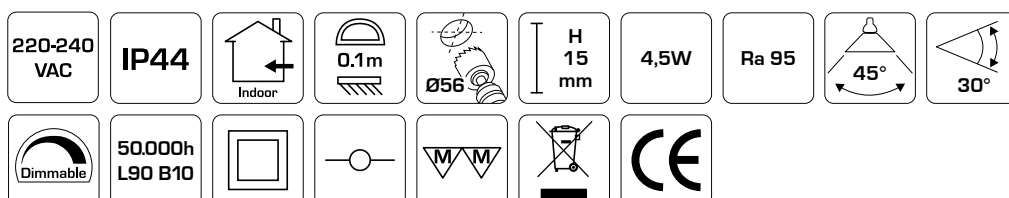


Technical data:

| | |
|------------------------|----------------------|
| Cutout size: | Ø56 mm |
| Outside dimensions: | Ø65 mm |
| Height: | 15 mm |
| Voltage: | 220-240VAC 50Hz |
| Watt: | 4,5W |
| Luminous flux: | 280lm/305lm/330lm |
| Dimmable: | Yes |
| Color Rendering Index: | Ra95 |
| Beam angle: | 45° |
| Adjustable: | 30° |
| SDCM: | <2 |
| Protection: | Class II, SELV, IP44 |
| Material: | Plast/Aluminum |
| Through-wiring: | Yes (3G1.5) |
| Approvals: | LVD, EMC, RoHS, CE |



| Item no.: | EAN no.: | Outside dimensions: | Lumen: | Kelvin: | Color: |
|-----------|---------------|---------------------|-----------|---------|------------------|
| 10161 | 5713080101615 | Ø65 mm | 280 lumen | 2700K | Matt white |
| 10162 | 5713080101622 | Ø65 mm | 280 lumen | 2700K | Brushed aluminum |
| 10163 | 5713080101639 | Ø65 mm | 305 lumen | 3000K | Matt white |
| 10164 | 5713080101646 | Ø65 mm | 305 lumen | 3000K | Brushed aluminum |
| 10165 | 5713080101653 | Ø65 mm | 330 lumen | 4000K | Mat white |



Claudia looping 2700K, 3000K & 4000K

Product description:

- Claudia is an adjustable LED mini-downlight, that is approved for installation directly in insulation and flammable material.
- Screwless cable relief and wire mount in terminal box, ensures a quick and easy assembly with minimal use of tools.
- Claudia is specially designed for constructions with minimal installation height. This makes Claudia ideal for mounting in a false ceiling with minimal space. Claudia is also ideal for upgrading existing installations with Ø56 mm cutout.

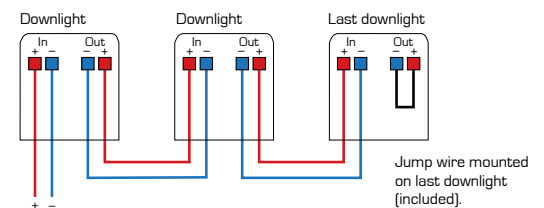
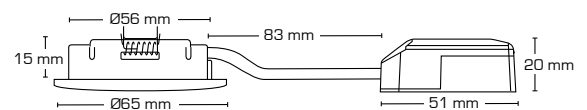
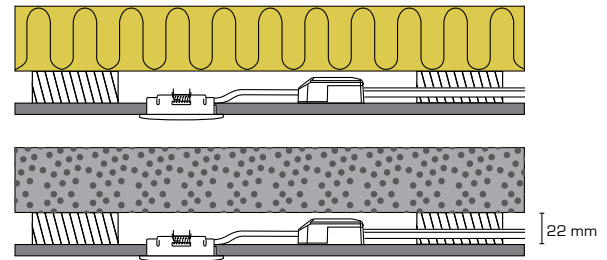

Ra95 IP44



See drivers on page 57

Technical data:

| | |
|------------------------|------------------------------|
| Cutout size: | Ø56 mm |
| Outside dimensions: | Ø65 mm |
| Height: | 15 mm |
| Current: | 350 mA |
| Watt: | 3,2W |
| Luminous flux: | 250lm/270lm/290lm |
| Dimmable: | Yes |
| Color Rendering Index: | Ra95 |
| Beam angle: | 45° |
| Adjustable: | 30° |
| SDCM: | <2 |
| Protection: | Class III, IP44 |
| Material: | Plast/Aluminum |
| Through-wiring: | Yes (2x1.5 mm ²) |
| Approvals: | LVD, EMC, RoHS, CE |



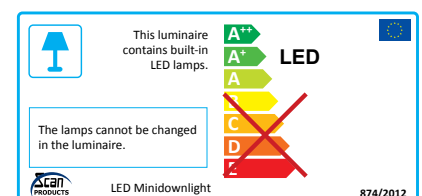
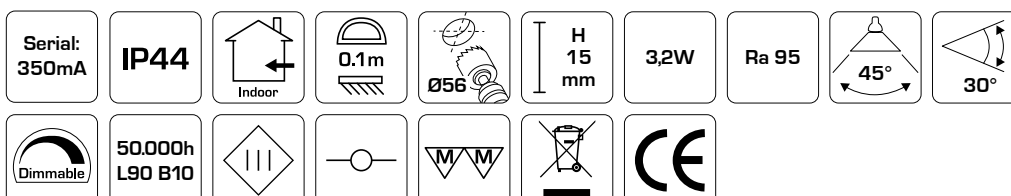
Power supply:

Constant current **350mA**.

Note that the power supply **must be** constant current (350mA) and **not** 12V AC/DC.

Use Scan Products driver, art.no.: 12401/12402/12403/12404.

| Item no.: | EAN no.: | Outside dimensions: | Lumen: | Kelvin: | Color: |
|-----------|---------------|---------------------|-----------|---------|------------------|
| 12261 | 5713080122610 | Ø65 mm | 250 lumen | 2700K | Matt white |
| 12262 | 5713080122627 | Ø65 mm | 250 lumen | 2700K | Brushed aluminum |
| 12263 | 5713080122634 | Ø65 mm | 270 lumen | 3000K | Matt white |
| 12264 | 5713080122641 | Ø65 mm | 270 lumen | 3000K | Brushed aluminum |
| 12265 | 5713080122658 | Ø65 mm | 290 lumen | 4000K | Matt white |



Sofia 2700K, 3000K & 4000K

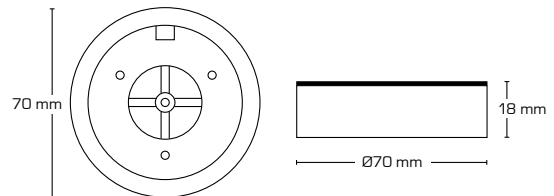
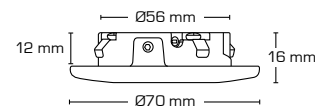
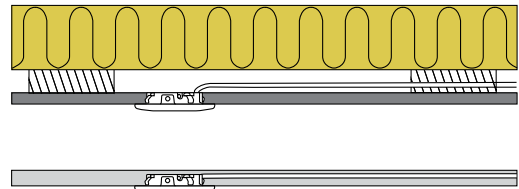

Product description:

- Sofia is a LED minidownlight approved for direct installation in insulation and flammable material.
- Easy mounting with existing installation by means of push-in connector (max. 2x0,75 mm²).
- Ideal for mounting under a cabinet in existing cutouts or using a mounting ring (accessory).
- The mounting height of only 12 mm makes it possible to mount Sofia minidownlight in most places.
- Delivered with 3 meter wire.

Ra95 IP44



Incl. 3 meter wire

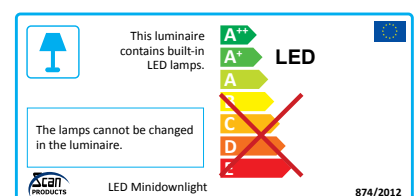
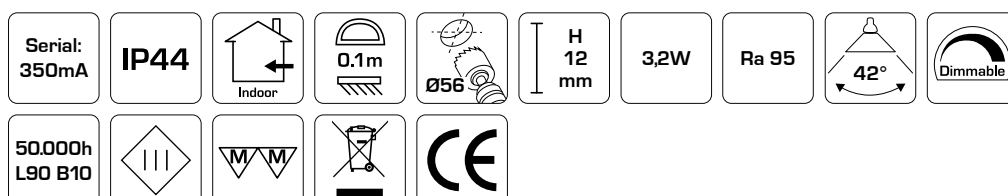


Technical data:

| | |
|------------------------|--------------------|
| Cutout size: | Ø56 mm |
| Outside dimensions: | Ø70 mm |
| Height: | 12 mm |
| Current: | 350 mA |
| Watt: | 3,2W |
| Luminous flux: | 250lm/270lm/290lm |
| Dimmable: | Yes |
| Color Rendering Index: | Ra95 |
| Beam angle: | 42° |
| SDCM: | <2 |
| Protection: | Class III, IP44 |
| Material: | Aluminium |
| Approvals: | LVD, EMC, RoHS, CE |

See drivers on page 57

| Item no.: | EAN no.: | Outside dimensions: | Front design: | Kelvin: | Color: |
|-----------|---------------|---------------------|---------------|---------|------------------|
| 12001 | 5713080120012 | Ø70 mm | Round | 2700K | Matt white |
| 12002 | 5713080120029 | Ø70 mm | Round | 2700K | Brushed aluminum |
| 12003 | 5713080120036 | Ø70 mm | Round | 3000K | Matt white |
| 12004 | 5713080120043 | Ø70 mm | Round | 3000K | Brushed aluminum |
| 12007 | 5713080120074 | Ø70 mm | Round | 4000K | Matt white |
| 12005 | 5713080120050 | Ø70 x 18 mm | Mounting ring | | Matt white |
| 12006 | 5713080120067 | Ø70 x 18 mm | Mounting ring | | Brushed aluminum |
| 12430 | 5713080124300 | 3 meter | Wire | | |



Silvia 2700K & 3000K

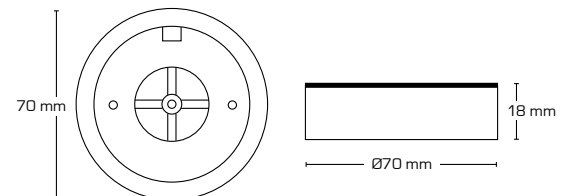
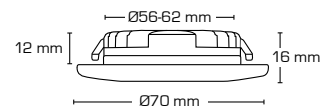
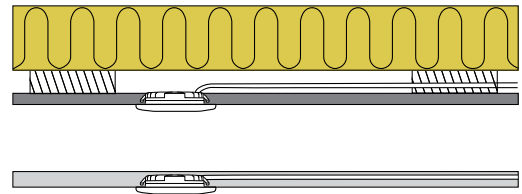
Product description:

- Silvia is a LED minidownlight approved for direct installation in insulation and flammable material.
- Easy mounting with existing installation by means of push-in connector (max. 2x0,75 mm²).
- Ideal for mounting under a cabinet in existing cutouts or using a mounting ring [accessory].
- Adjustable spring for cutout Ø56-62 mm.
- The mounting height of only 12 mm makes it possible to mount Silvia minidownlight in most places.
- Delivered with 3 meter wire.

Ra>90 **IP44**



Incl. 3 meter wire

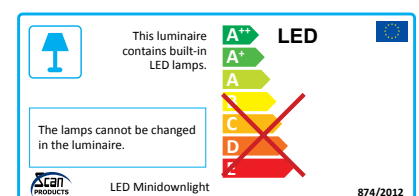
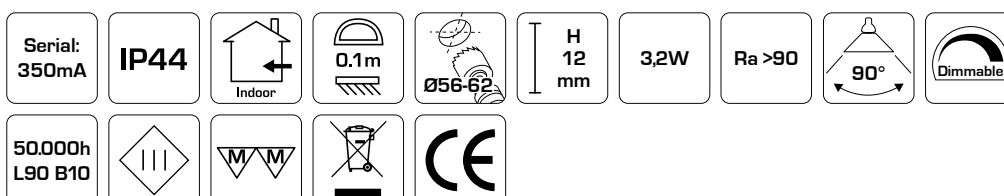


Technical data:

| | |
|------------------------|--------------------|
| Cutout size: | Ø56-62 mm |
| Outside dimensions: | Ø70 mm |
| Height: | 12 mm |
| Current: | 350 mA |
| Watt: | 3,2W |
| Luminous flux: | 300lm/315lm |
| Dimmable: | Yes |
| Color Rendering Index: | Ra>90 |
| Beam angle: | 90° |
| SDCM: | <3 |
| Protection: | Class III, IP44 |
| Material: | Aluminium |
| Approvals: | LVD, EMC, RoHS, CE |

See drivers on page 57

| Item no.: | EAN no.: | Outside dimensions: | Front design: | Kelvin: | Color: |
|-----------|---------------|---------------------|---------------|---------|------------|
| 12011 | 5713080120111 | Ø70 mm | Round | 2700K | Matt white |
| 12012 | 5713080120128 | Ø70 mm | Round | 2700K | Matt black |
| 12014 | 5713080120142 | Ø70 mm | Round | 3000K | Matt white |
| 12015 | 5713080120159 | Ø70 mm | Round | 3000K | Matt black |
| 12017 | 5713080120173 | Ø70 x 18 mm | Mounting ring | | Matt white |
| 12018 | 5713080120180 | Ø70 x 18 mm | Mounting ring | | Matt black |
| 12430 | 5713080124300 | 3 meter | Wire | | |



Alisia 3000K

Product description:

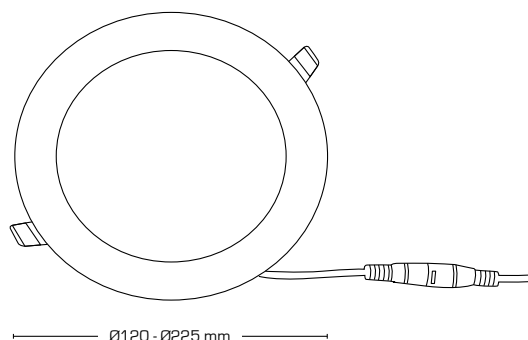
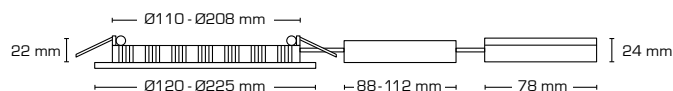
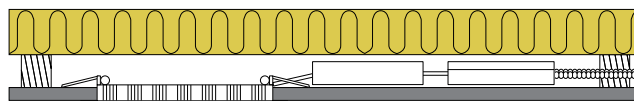
- Alisia LED downlight is approved for installation in flammable material.
- Screwless cable relief and wire mount in terminal box, ensures a quick and easy assembly with minimal use of tools.
- The terminal box / driver can easily be separated from the luminaire, which can be an advantage when painting.
- The luminaire is available in a 6W, 12W and 18W version.

IP44

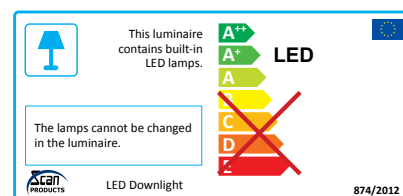
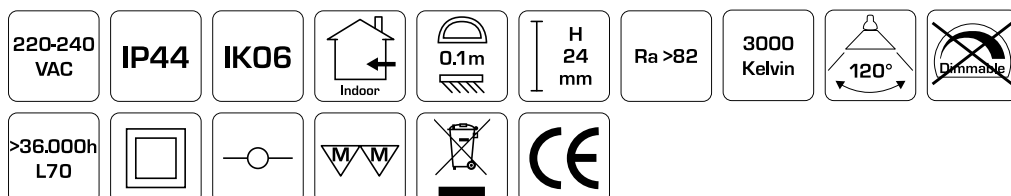


Technical data:

| | |
|------------------------|------------------------------|
| Cutout size: | Ø110 mm/Ø155 mm/Ø208 mm |
| Outside dimensions: | Ø120 mm/Ø172 mm/Ø225 mm |
| Height: | 24 mm |
| Voltage: | 200-240VAC 50 Hz |
| System power: | 6W/12W/18W |
| Luminous flux: | 540lm/1120lm/1880lm |
| Dimmable: | No |
| Color Rendering Index: | Ra>82 |
| Beam angle: | 120° |
| SDCM: | 3 |
| IK Class: | IK06 |
| Protection: | Class II, SELV, IP44 |
| Material: | Plastic/Aluminium |
| Through-wiring: | Yes (3G1.5 mm ²) |
| Approvals: | LVD, EMC, RoHS, CE |



| Item no.: | EAN no.: | Lumen: | Kelvin: | Watt: | Outside dimensions: | Color: |
|-----------|---------------|------------|---------|-------|---------------------|------------|
| 10211 | 5713080102117 | 540 lumen | 3000K | 6W | Ø120 mm | Matt white |
| 10212 | 5713080102124 | 1120 lumen | 3000K | 12W | Ø172 mm | Matt white |
| 10213 | 5713080102131 | 1880 lumen | 3000K | 18W | Ø225 mm | Matt white |



Alisia Elite - 3000K & 4000K

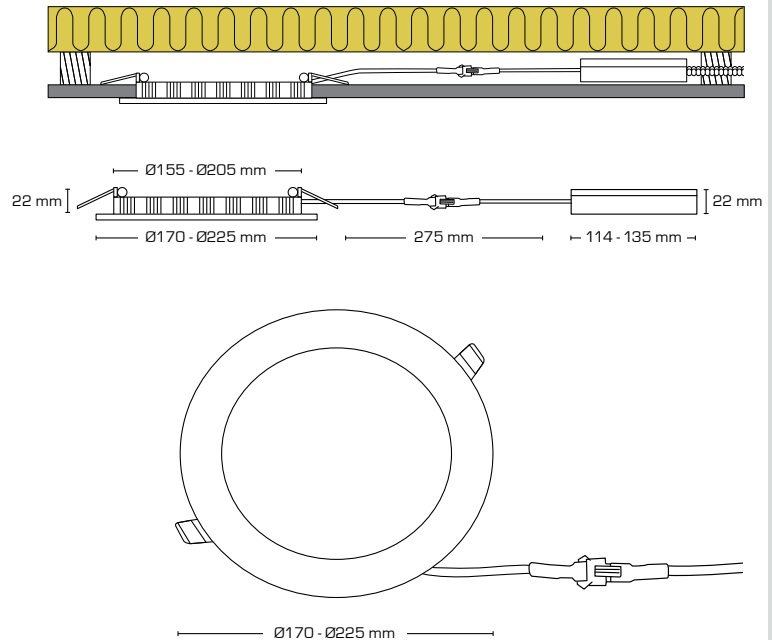
Product description:

- Alisia Elite is an innovative, elegant and flicker free LED downlight with high light output and high color rendering. Approved for installation directly in insulation and flammable material.
- Suitable for acoustic ceiling.
- Driver can easily be separated from the luminaire, which can be an advantage when painting.
- It is possible to mount with cable or 16 mm flexible tube.
- The luminaire is available in a 12W and 18W version.

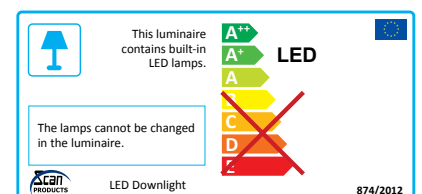
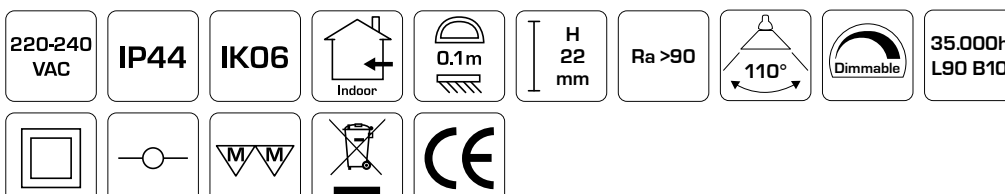


Technical data:

| | |
|------------------------|------------------------------|
| Cutout size: | Ø155 mm/205 mm |
| Outside dimensions: | Ø170 mm/225 mm |
| Height: | 22 mm |
| Voltage: | 200-240VAC 50 Hz |
| System power: | 12W/18W |
| Luminous flux: | 920lm - 1350lm |
| Dimmable: | Yes |
| Color Rendering Index: | Ra>90 |
| Beam angle: | 110° |
| SDCM: | <3 |
| IK Class: | IK06 |
| Protection: | Class II, SELV, IP44 |
| Material: | Plastic/Aluminium |
| Through-wiring: | Yes (3G1.5 mm ²) |
| Approvals: | LVD, EMC, RoHS, CE |



| Item no.: | EAN no.: | Lumen: | Kelvin: | Watt: | Outside dimensions: | Color: |
|-----------|---------------|------------|---------|-------|---------------------|------------|
| 10242 | 5713080102421 | 920 lumen | 3000K | 12W | Ø170 mm | Matt white |
| 10243 | 5713080102438 | 1280 lumen | 3000K | 18W | Ø225 mm | Matt white |
| 10246 | 5713080102469 | 960 lumen | 4000K | 12W | Ø170 mm | Matt white |
| 10247 | 5713080102476 | 1350 lumen | 4000K | 18W | Ø225 mm | Matt white |



Lucianna

Product description:

- LED mirror luminaire in a classic and timeless design.
- The replaceable LED makes the installation flexible and future-proof, for example, at the request of a different color temperature.
- The luminaire is ideal for housing, housing associations, hotels, etc. where high demands are placed on reliability and good lighting properties.
- The cable entry is located centered on the back and top of the luminaire.
- Screwless cable relief and wire mounting ensures quick and easy assembly with minimal tool utilization.

Flicker free!

Ra>96

IP44

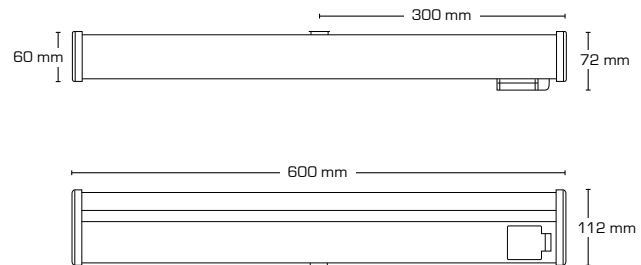
Change
LED
able

5
Year
warranty

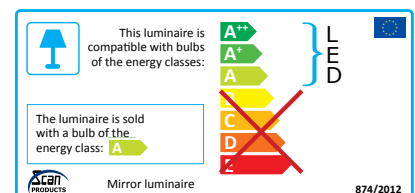
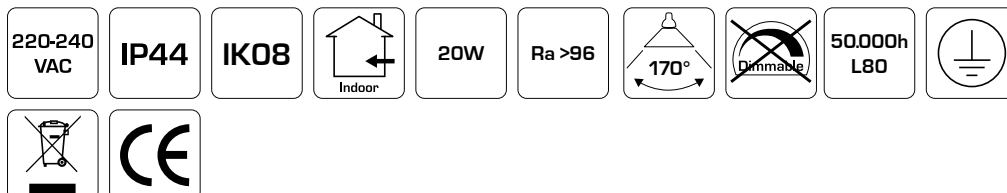


Technical data:

| | |
|------------------------|---|
| Size: | 600 x 112 x 72 mm (with power outlet & PIR) 600 x 112 x 60 mm |
| Voltage: | 220-240VAC 50 Hz |
| System power: | 20W |
| Luminous flux: | 1420lm/1530lm |
| Dimmable: | No |
| Color Rendering Index: | Ra>96 |
| Beam angle: | 170° |
| LED: | Integrated LED - can be replaced |
| SDCM: | <3 |
| IK Class: | IK08 |
| Protection: | Class I, SELV, IP44 |
| Material: | Powder coated steel, polycarbonate |
| Approvals: | LVD, EMC, RoHS, CE |



| Item no.: | EAN no.: | Description: | Outside dimensions: | Color: |
|-----------|---------------|-----------------------------|---------------------|--------|
| 12201 | 5713080122016 | 3000K with power outlet 16A | 600 x 112 x 72 mm | White |
| 12202 | 5713080122023 | 3000K without power outlet | 600 x 112 x 60 mm | White |
| 12205 | 5713080122054 | 4000K with power outlet 16A | 600 x 112 x 72 mm | White |
| 12206 | 5713080122061 | 4000K without power outlet | 600 x 112 x 60 mm | White |
| 12431 | 5713080124317 | 3000K LED module | | |
| 12432 | 5713080124324 | 4000K LED module | | |
| 12433 | 5713080124331 | Cover | | |



Lucianna with PIR sensor - 3000K & 4000K

Product description:

- LED mirror luminaire in a classic and timeless design.
- The replaceable LED makes the installation flexible and future-proof, for example, at the request of a different color temperature.
- The luminaire is ideal for housing, housing associations, hotels, etc. where high demands are placed on reliability and good lighting properties.
- The cable entry is located centered on the back and top of the luminaire.
- Screwless cable relief and wire mounting ensures quick and easy assembly with minimal tool utilization.

Flicker free!

Ra>96

IP44

Change
LED
able5
Year
warrantyPIR sensor with slave
function e.g. a smaller fan
or downlights

Technical data:

Size: 600 x 112 x 72 mm
(with power outlet & PIR)
600 x 112 x 60 mm

Voltage: 220-240VAC 50 Hz

System power: 20W

Luminous flux: 1420lm/ 1530lm

Dimmable: No

Color Rendering Index: Ra>96

Beam angle: 170°

LED: Integrated LED - can be replaced

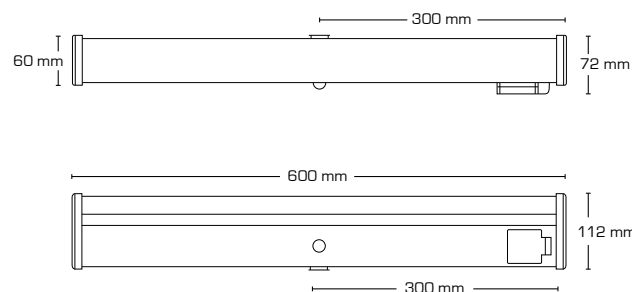
SDCM: <3

IK Class: IK08

Protection: Class I, SELV, IP44

Material: Powder coated steel, polycarbonate

Approvals: LVD, EMC, RoHS, CE



PIR sensor:

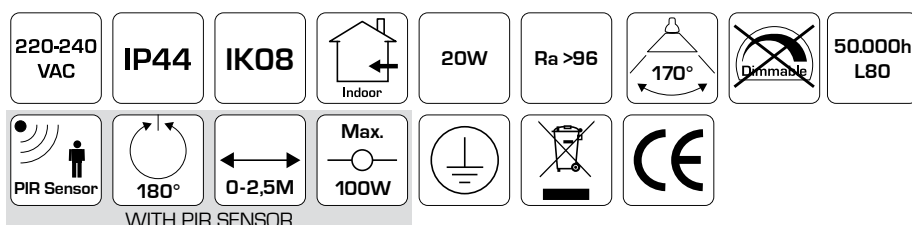
Time range: 5 sec. +/-1 sec. til 8 min +/-1 min

Detection range: 0 - 2,5 m (installation height 2 m)

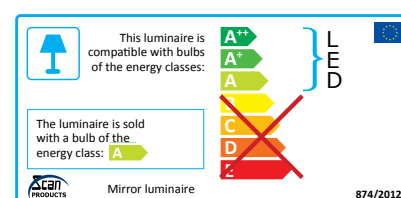
Detection area: 180°

Through-wiring: Max. 100W

| Item no.: | EAN no.: | Description: | Outside dimensions: | Color: |
|-----------|---------------|--|---------------------|--------|
| 12203 | 5713080122030 | 3000K PIR sensor & power outlet 16A | 600 x 112 x 72 mm | White |
| 12204 | 5713080122047 | 3000K PIR sensor, without power outlet | 600 x 112 x 60 mm | White |
| 12207 | 5713080122078 | 4000K PIR sensor & power outlet 16A | 600 x 112 x 72 mm | White |
| 12208 | 5713080122085 | 4000K PIR sensor, without power outlet | 600 x 112 x 60 mm | White |
| 12431 | 5713080124317 | 3000K LED module | | |
| 12432 | 5713080124324 | 4000K LED module | | |
| 12433 | 5713080124331 | Cover | | |



WITH PIR SENSOR





Lucianna SQUARE - 3000K & 4000K

Product description:

- LED mirror luminaire in a classic and timeless design.
- The replaceable LED makes the installation flexible and future-proof, for example, at the request of a different color temperature.
- The luminaire is ideal for housing, housing associations, hotels, etc. where high demands are placed on reliability and good lighting properties.
- The cable entry is located centered on the back and top of the luminaire.
- Screwless cable relief and wire mounting ensures quick and easy assembly with minimal tool utilization.

Flicker free!

Ra>96

IP44

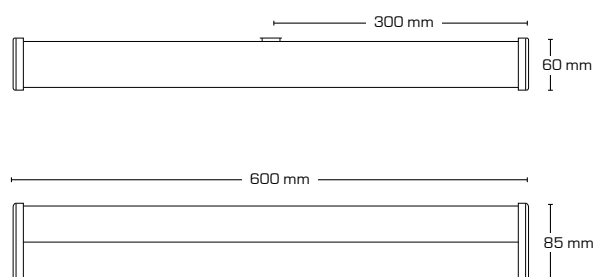
Change
LED
able

5
Year
warranty

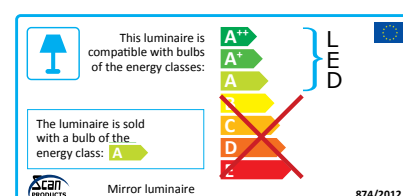


Technical data:

| | |
|------------------------|------------------------------------|
| Size: | 600 x 85 x 60 mm |
| Voltage: | 220-240VAC 50 Hz |
| System power: | 20W |
| Luminous flux: | 1400lm/ 1550lm |
| Dimmable: | No |
| Color Rendering Index: | Ra>96 |
| Beam angle: | 170° |
| LED: | Integrated LED - can be replaced |
| SDCM: | <3 |
| IK Class: | IK08 |
| Protection: | Class I, SELV, IP44 |
| Material: | Powder coated steel, polycarbonate |
| Approvals: | LVD, EMC, RoHS, CE |



| Item no.: | EAN no.: | Description: | Outside dimensions: | Color: |
|-----------|---------------|-------------------|---------------------|--------|
| 12211 | 5713080122115 | 3000K | 600 x 85 x 60 mm | White |
| 12213 | 5713080122139 | 4000K | 600 x 85 x 60 mm | White |
| 12431 | 5713080124317 | 3000K LED module | | |
| 12432 | 5713080124324 | 4000K LED module | | |
| 12441 | 5713080124416 | Cover Lucianna SQ | | |



Clara

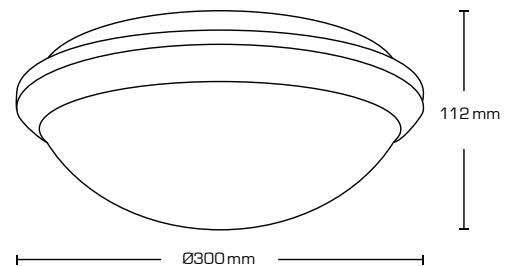
Product description:

- Clara is a LED luminaire for ceiling and wall mounting.
- Clara has an IK class of 10 and is an ideal luminaire for mounting in storage rooms, utility rooms, workshops, etc.
- It is possible to connect several Clara luminaires with/without HF sensor, which turns on when the HF sensor is activated in a "master" luminaire.
- Spacers can be purchased for visible cable installation.



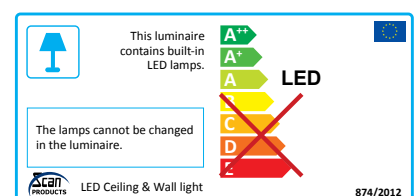
Technical data:

| | |
|------------------------|------------------------------|
| Outside dimensions: | Ø300 mm |
| Height: | 112 mm |
| Voltage: | 220-240VAC 50 Hz |
| System power: | 16W |
| Luminous flux: | 1200lm/1350lm |
| Dimmable: | No |
| Color Rendering Index: | Ra>80 |
| Beam angle: | 120° |
| IK Class: | IK10 |
| Protection: | Class II, IP44 |
| Material: | PC Plastic (UV-resistant) |
| Through-wiring: | Yes (3G1.5 mm ²) |
| Approvals: | LVD, EMC, RoHS, CE |



Spacers, 15 pcs. in a bag.
(3 pcs. per. luminaire). Item no.: 12419

| Item no.: | EAN no.: | Description: | Lumen: | Kelvin: | Color: |
|-----------|---------------|-------------------|------------|---------|--------|
| 11302 | 5713080113021 | Without sensor | 1200 lumen | 3000K | White |
| 11304 | 5713080113045 | Without sensor | 1350 lumen | 4000K | White |
| 12419 | 5713080124195 | Spacers (15 pcs.) | | | White |
| 12418 | 5713080124188 | Cover | | | White |



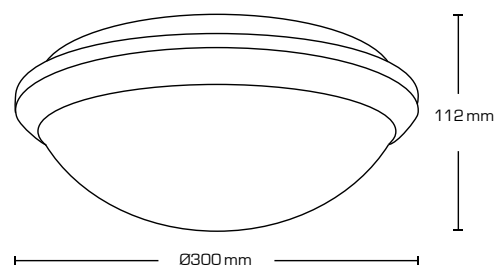
Clara With HF sensor

Product description:

- Clara is a LED luminaire with HF sensor, for ceiling and wall mounting.
- Clara has an IK class of 10 and is an ideal luminaire for mounting in storage rooms, utility rooms, workshops, etc.
- Clara has a hidden HF sensor and can be adjusted with lux, distance and time delay.
- It is possible to connect several Clara luminaires with/without HF sensor, which turns on when the HF sensor is activated in a "master" luminaire.
- Spacers can be purchased for visible cable installation.



HF sensor with slave function!



Spacers, 15 pcs. in a bag.
(3 pcs. per. luminaire). Item no.: 12419

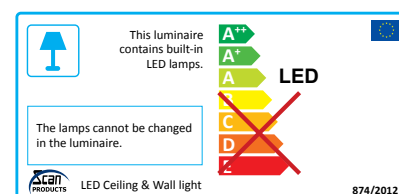
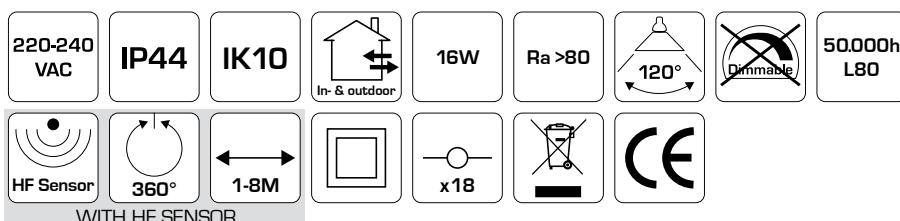
Technical data:

| | |
|------------------------|------------------------------|
| Outside dimensions: | Ø300 mm |
| Height: | 112 mm |
| Voltage: | 220-240VAC 50 Hz |
| System power: | 16W |
| Luminous flux: | 1200lm/ 1350lm |
| Dimmable: | No |
| Color Rendering Index: | Ra>80 |
| Beam angle: | 120° |
| IK Class: | IK10 |
| Protection: | Class II, IP44 |
| Material: | PC Plastic (UV-resistant) |
| Through-wiring: | Yes (3G1.5 mm ²) |
| Approvals: | LVD, EMC, RoHS, CE |

HF sensor:

| | |
|------------------|--------------------------------------|
| Time range: | 10 sec. +/-3 sec. to 12 min +/-1 min |
| Detection range: | 1 - 8 m |
| Detection area: | 360° |
| Lux range: | <3 - 2000 LUX |

| Item no.: | EAN no.: | Description: | Lumen: | Kelvin: | Color: |
|-----------|---------------|-------------------|------------|---------|--------|
| 11301 | 5713080113014 | With HF sensor | 1200 lumen | 3000K | White |
| 11303 | 5713080113038 | With HF sensor | 1350 lumen | 4000K | White |
| 12419 | 5713080124195 | Spacers (15 pcs.) | | | White |
| 12418 | 5713080124188 | Cover | | | White |




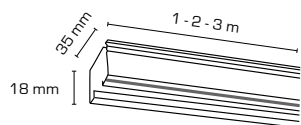
Mita 1P Tracksystem

Product description:

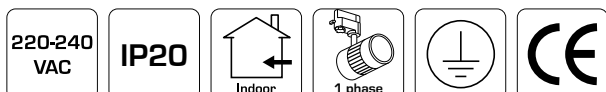
- Mita 1P Tracksystem is a simple and stylish tracksystem incl. accessories.
- Mita 1P Tracks are available in 1-, 2- and 3-meter lengths.
- Mita 1P Tracks comes in white and black.

Technical data:

| | |
|-------------------|------------------|
| Voltage: | 220-240VAC 50 Hz |
| IP Class: | IP20 |
| Insulation class: | Klasse I |
| Approvals: | CE |



| Item no.: | EAN no.: | Description: | Color: | No.: |
|-----------|---------------|--------------------|-------------|------|
| 14201 | 5713080142014 | 1P Track 1-meter | White | 1 |
| 14204 | 5713080142045 | 1P Track 2-meter | White | 1 |
| 14207 | 5713080142076 | 1P Track 3-meter | White | 1 |
| 14240 | 5713080142403 | Feed-in (L) | White | 2 |
| 14213 | 5713080142137 | Feed-in (R) | White | 2 |
| 14216 | 5713080142168 | Long connector | White | 3 |
| 14219 | 5713080142199 | End cap | White | 4 |
| 14222 | 5713080142229 | Mini connector | White | 5 |
| 14243 | 5713080142434 | L-connector (I) | White | 6 |
| 14225 | 5713080142250 | L-connector (O) | White | 6 |
| 14246 | 5713080142465 | T-connector (L) | White | 7 |
| 14228 | 5713080142281 | T-connector (R) | White | 7 |
| 14231 | 5713080142311 | Wire set (3 meter) | Steel/White | 8 |
| 14234 | 5713080142342 | Pendant adapter | White | 9 |
| 14237 | 5713080142373 | Monopoint | White | 10 |



Mita 1P Tracksystem

Product description:

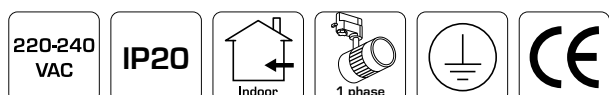
- Mita 1P Tracksystem is a simple and stylish tracksystem incl. accessories.
- Mita 1P Tracks are available in 1- and 2-meter lengths.
- Mita 1P Tracks comes in white and black.

Technical data:

| | |
|-------------|------------------|
| Voltage: | 220-240VAC 50 Hz |
| Protection: | Klasse I, IP20 |
| Approvals: | CE |



| Item no.: | EAN no.: | Description: | Color: | No.: |
|-----------|---------------|--------------------|-------------|------|
| 14202 | 5713080142021 | 1P Track 1-meter | Black | 1 |
| 14205 | 5713080142052 | 1P Track 2-meter | Black | 1 |
| 14241 | 5713080142410 | Feed-in (L) | Black | 2 |
| 14214 | 5713080142144 | Feed-in (R) | Black | 2 |
| 14217 | 5713080142175 | Long connector | Black | 3 |
| 14220 | 5713080142205 | End cap | Black | 4 |
| 14223 | 5713080142236 | Mini connector | Black | 5 |
| 14244 | 5713080142441 | L-connector (I) | Black | 6 |
| 14226 | 5713080142267 | L-connector (O) | Black | 6 |
| 14247 | 5713080142472 | T-connector (L) | Black | 7 |
| 14229 | 5713080142298 | T-connector (R) | Black | 7 |
| 14232 | 5713080142328 | Wire set (3 meter) | Steel/Black | 8 |
| 14235 | 5713080142359 | Pendant adapter | Black | 9 |
| 14238 | 5713080142380 | Monopoint | Black | 10 |



Mita 1P Tracklight without light source

Product description:

- Mita 1P tracklight is made in a stylish and timeless design, that can be used for instance in your home.
- Mita 1P tracklight is available with and without shade, incl. a universal adapter that fits the standard 1P track systems.
- Mita 1P tracklight comes also in black.



See our lightsources on page 52-53

Technical data:

Dimensions: 1: Length 50 mm/Ø34 mm
2: Length 90 mm/Ø53 mm
3: Length 85 mm/Ø55 mm

Voltage: 220-240VAC 50 Hz

Approved light source: Max. 6W LED

Fitting: GU10

Adjustable: 90°

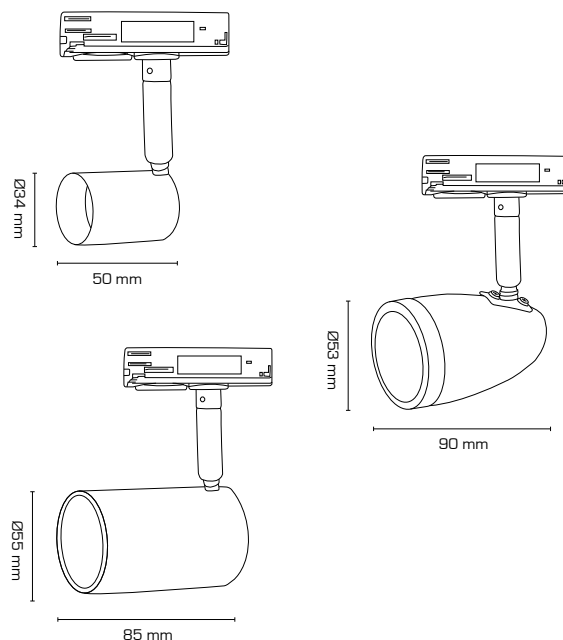
Rotation: 350°

Adapter: 1-Phase universal adapter

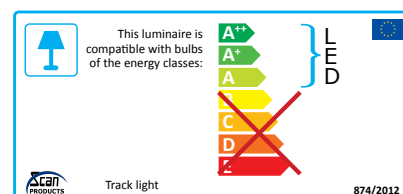
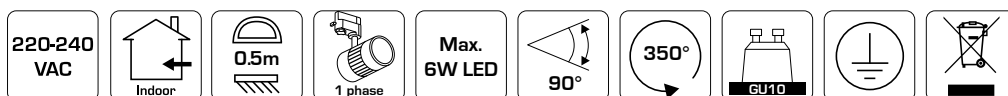
Protection: Class I

Material: Aluminium/Plastic

Approvals: LVD, RoHS, CE



| Item no.: | EAN no.: | Description: | Color: | No.: |
|-----------|---------------|---------------|--------|------|
| 14001 | 5713080140010 | Without shade | White | 1 |
| 14004 | 5713080140041 | With shade | White | 2 |
| 14007 | 5713080140072 | Round shade | White | 3 |



Mita 1P Tracklight without light source

Product description:

- Mita 1P tracklight is made in a stylish and timeless design, that can be used for instance in your home.
- Mita 1P tracklight is available with and without shade, incl. a universal adapter that fits the standard 1P track systems.
- Mita 1P tracklight comes also in white.



See our lightsources on page 52-53

Technical data:

Dimensions: 1: Length 50 mm/Ø34 mm
2: Length 90 mm/Ø53 mm
3: Length 85 mm/Ø55 mm

Voltage: 220-240VAC 50 Hz

Approved light source: Max. 6W LED

Fitting: GU10

Adjustable: 90°

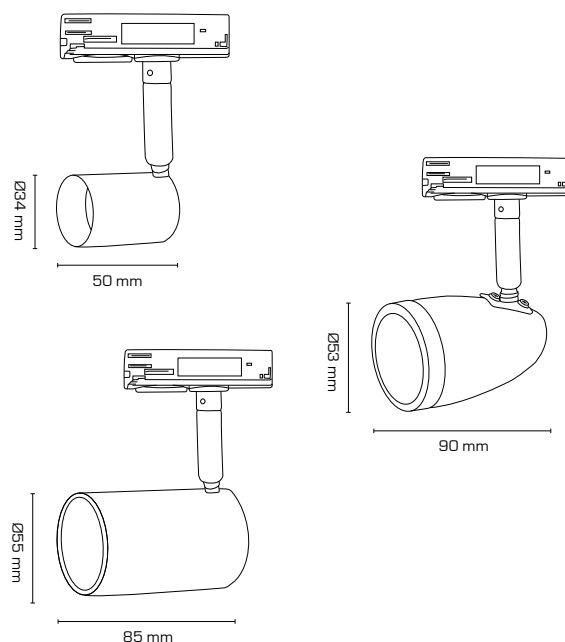
Rotation: 350°

Adapter: 1-Phase universal adapter

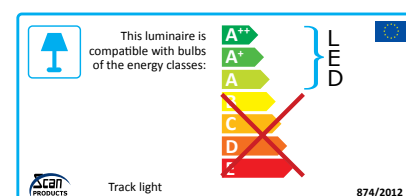
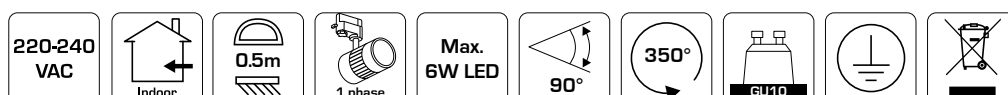
Protection: Class I

Material: Aluminium/Plastic

Approvals: LVD, RoHS, CE

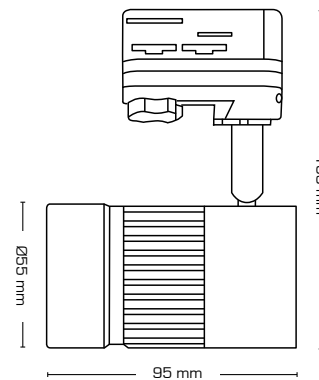


| Item no.: | EAN no.: | Description: | Color: | No.: |
|-----------|---------------|---------------|--------|------|
| 14002 | 5713080140027 | Without shade | Black | 1 |
| 14005 | 5713080140058 | With shade | Black | 2 |
| 14008 | 5713080140089 | Round shade | Black | 3 |



Product description:

- Esma is a dimmable 3P track light, made in a stylish and timeless design.
- Can be used in retail/store environments where you want good light properties with a high color rendering.
- Esma comes in 8W, 15W and 35W with a universal adapter that fits the standard 3P track systems e.g. Global.
- Available on request with 24° and 60° beam angle.



Technical data:

Size: 159 x 95 x Ø55 mm

Voltage: 220-240VAC 50 Hz

System power: 8W

Dimmable: Yes

Color Rendering Index: Ra>90

Beam angle: 38°

Adjustable: 90°

SDCM: <3

Rotation: 350°

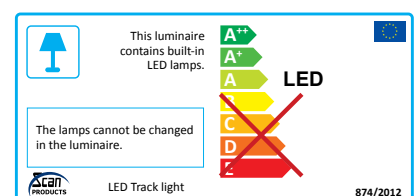
Fitting: 3-Phase universal adapter

Protection: Class I

Material: Aluminium/Plastic

Approvals: LVD, EMC, RoHS, CE

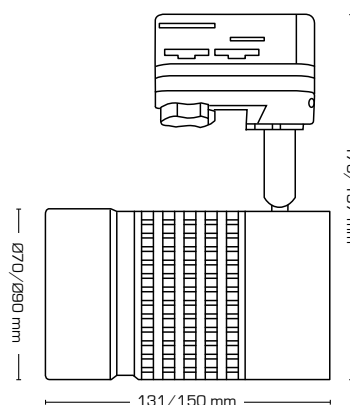

| Item no.: | EAN no.: | Lumen: | Kelvin: | Watt: | Color: |
|-----------|---------------|-----------|---------|-------|--------|
| 14501 | 5713080145015 | 525 lumen | 3000K | 8W | White |
| 14502 | 5713080145022 | 525 lumen | 3000K | 8W | Black |
| 14504 | 5713080145046 | 550 lumen | 4000K | 8W | White |
| 14505 | 5713080145053 | 550 lumen | 4000K | 8W | Black |



Esma 15W & 35W

Product description:

- Esma is a dimmable 3P track light, made in a stylish and timeless design.
- Can be used in retail/store environments where you want good light properties with a high color rendering.
- Esma comes in 8W, 15W and 35W with a universal adapter that fits the standard 3P track systems e.g. Global.
- Available on request with 24° and 60° beam angle.



Technical data:

Size: 176 x 131 x Ø70 mm
197 x 150 x Ø90 mm

Voltage: 220-240VAC 50 Hz

System power: 15W/35W

Dimmable: Yes

Color Rendering Index: Ra>90

Beam angle: 38°

Adjustable: 90°

SDCM: <3

Rotation: 350°

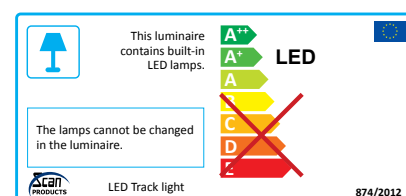
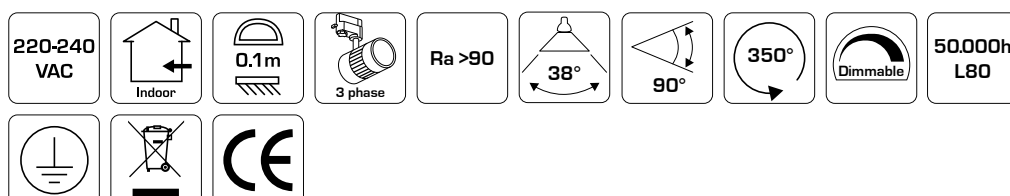
Fitting: 3-Phase universal adapter


Protection: Class I

Material: Aluminium/Plastic

Approvals: LVD, EMC, RoHS, CE

| Item no.: | EAN no.: | Lumen: | Kelvin: | Watt: | Color: |
|-----------|---------------|------------|---------|-------|--------|
| 14507 | 5713080145077 | 1180 lumen | 3000K | 15W | White |
| 14508 | 5713080145084 | 1180 lumen | 3000K | 15W | Black |
| 14513 | 5713080145138 | 2720 lumen | 3000K | 35W | White |
| 14514 | 5713080145145 | 2720 lumen | 3000K | 35W | Black |
| 14510 | 5713080145107 | 1240 lumen | 4000K | 15W | White |
| 14511 | 5713080145114 | 1240 lumen | 4000K | 15W | Black |
| 14516 | 5713080145169 | 2770 lumen | 4000K | 35W | White |
| 14517 | 5713080145176 | 2770 lumen | 4000K | 35W | Black |

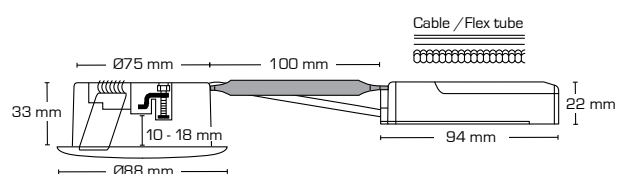




Luna LP outdoor - 2700K, 3000K & 4000K

Product description:

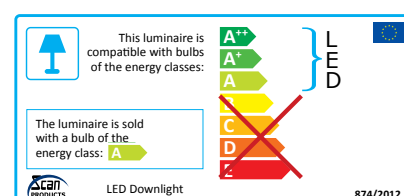
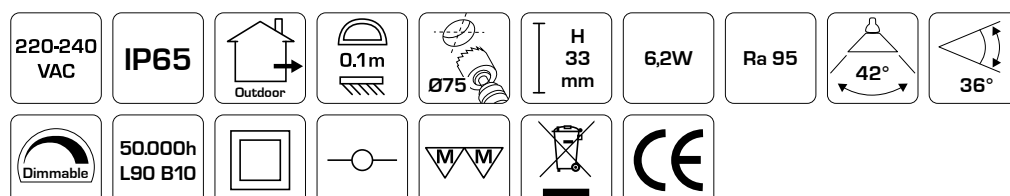
- Luna is an innovative, flicker free LED downlight, approved for installation directly in insulation and flammable material.
- The front is made of stainless steel AISI 316.
- Due to mounting with the help of screws and/or springs, a perfect result is guaranteed – every time!
- The installation height of only 33 mm makes it possible to mount Luna in most places.
- The replaceable LED light source makes the installation flexible and future-proof – for example, if you want a different color temperature.
- It is possible to mount with cable or 16 mm flexible tube.



Technical data:

| | |
|------------------------|----------------------------------|
| Cutout size: | Ø75 mm |
| Outside dimensions: | Ø88 mm |
| Height: | 33 mm |
| Voltage: | 220-240VAC 50 Hz |
| System power: | 6,2W |
| Luminous flux: | 350lm/370lm/390lm |
| Dimmable: | Yes |
| Color Rendering Index: | Ra95 |
| Beam angle: | 42° |
| Adjustable: | 36° |
| SDCM: | <2 |
| Protection: | Class II, SELV, IP65 |
| Material: | Plastic/Stainless steel AISI 316 |
| Through-wiring: | Yes (3G1.5 mm ²) |
| Approvals: | LVD, EMC, RoHS, CE |

| Item no.: | EAN no.: | Outside dimensions: | Front design: | Kelvin: | Color: |
|-----------|---------------|---------------------|---------------|---------|---------------|
| 10171 | 5713080101714 | Ø88 mm | Round | 2700K | White |
| 10172 | 5713080101721 | Ø88 mm | Round | 2700K | Brushed steel |
| 10173 | 5713080101738 | Ø88 mm | Round | 2700K | Black |
| 10181 | 5713080101813 | Ø88 mm | Round | 3000K | White |
| 10182 | 5713080101820 | Ø88 mm | Round | 3000K | Brushed steel |
| 10183 | 5713080101837 | Ø88 mm | Round | 3000K | Black |
| 10197 | 5713080101974 | Ø88 mm | Round | 4000K | White |
| 10198 | 5713080101981 | Ø88 mm | Round | 4000K | Brushed steel |
| 10199 | 5713080101998 | Ø88 mm | Round | 4000K | Black |



Luna Quick install outdoor - Without light source

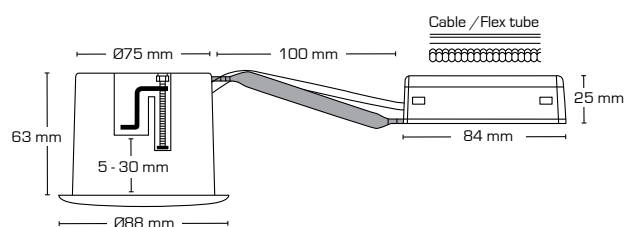
Product description:

- Luna is an adjustable LED downlight with rear mounted light source, approved for installation directly in insulation and flammable material.
- The front is made of stainless steel AISI 316.
- Screwless cable relief and wire mount in terminal box, ensures a quick and easy assembly with minimal tool utilization.
- Fastening with screws.
- The height of only 63 mm makes it possible to mount Luna in most installations.
- It is possible to mount with cable or 16 mm flexible tube.



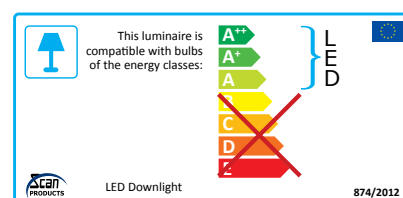
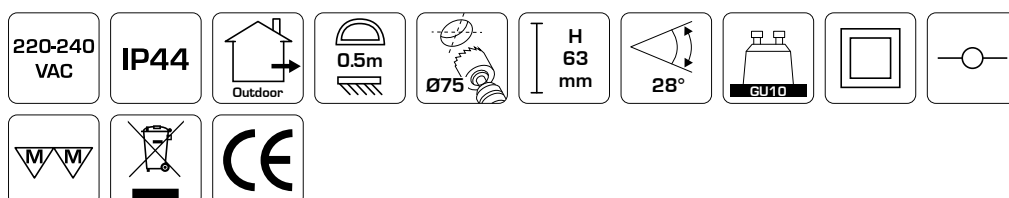
Technical data:

| | |
|------------------------|---|
| Cutout size: | Ø75 mm |
| Outside dimensions: | Ø88 mm |
| Height: | 63 mm |
| Voltage: | 220-240VAC 50 Hz |
| Approved light source: | Max. 6W LED (max. light source height 56 mm) |
| Adjustable: | 28° |
| Fitting: | GU10 |
| Protection: | Class II, IP44 |
| Material: | Plastic/Stainless steel AISI 316 |
| Through-wiring: | Yes (3G1.5 mm ²) |
| Approvals: | LVD, RoHS, CE |



See our lightsources on page 52-53

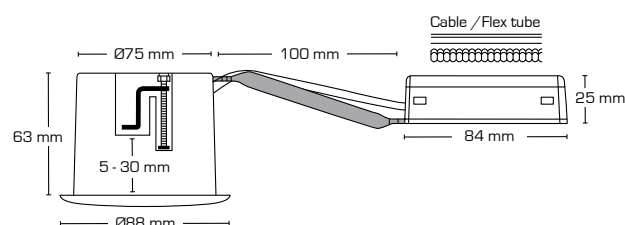
| Item no.: | EAN no.: | Outside dimensions: | Description: | Color: |
|-----------|---------------|---------------------|----------------------|---------------|
| 10071 | 5713080100717 | Ø88 mm | Round | White |
| 10072 | 5713080100724 | Ø88 mm | Round | Brushed steel |
| 10073 | 5713080100731 | Ø88 mm | Round | Black |
| 12424 | 5713080124249 | | 5-Pin Push Connector | |



Luna Quick install outdoor - 2700K, 3000K & 4000K

Product description:

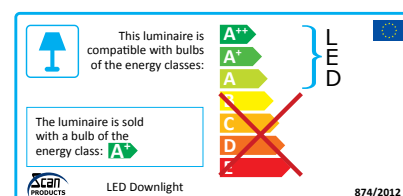
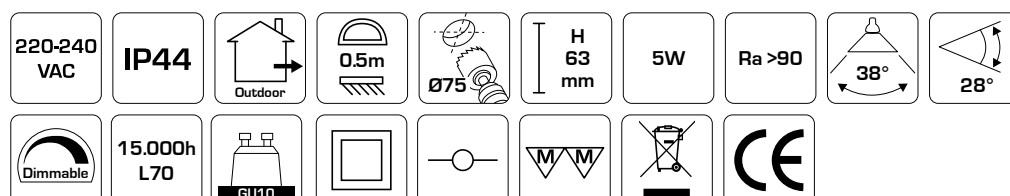
- Luna is an adjustable, flicker free LED downlight with rear mounted light source, approved for installation directly in insulation and flammable material.
- The front is made of stainless steel AISI 316.
- Screwless cable relief and wire mount in terminal box, ensures a quick and easy assembly with minimal tool utilization.
- Fastening with screws.
- The height of only 63 mm makes it possible to mount Luna in most installations.
- Delivered with dimmable 5W GU10 LED light source.
- It is possible to mount with cable or 16 mm flexible tube.



Technical data:

| | |
|------------------------|----------------------------------|
| Cutout size: | Ø75 mm |
| Outside dimensions: | Ø88 mm |
| Height: | 63 mm |
| Voltage: | 220-240VAC 50 Hz |
| System power: | 5W |
| Luminous flux: | 370lm/385lm/410lm |
| Dimmable: | Yes |
| Color Rendering Index: | Ra>90 |
| Beam angle: | 38° |
| Adjustable: | 28° |
| Fitting: | GU10 |
| Protection: | Class II, IP44 |
| Material: | Plastic/Stainless steel AISI 316 |
| Through-wiring: | Yes (3G1.5 mm ²) |
| Approvals: | LVD, EMC, RoHS, CE |

| Item no.: | EAN no.: | Outside dimensions: | Description: | Kelvin: | Color: |
|-----------|---------------|---------------------|--------------|---------|---------------|
| 10081 | 5713080100816 | Ø88 mm | Round | 2700K | White |
| 10082 | 5713080100823 | Ø88 mm | Round | 2700K | Brushed steel |
| 10083 | 5713080100830 | Ø88 mm | Round | 2700K | Black |
| 10091 | 5713080100915 | Ø88 mm | Round | 3000K | White |
| 10092 | 5713080100922 | Ø88 mm | Round | 3000K | Brushed steel |
| 10093 | 5713080100939 | Ø88 mm | Round | 3000K | Black |
| 10097 | 5713080100977 | Ø88 mm | Round | 4000K | White |
| 10098 | 5713080100984 | Ø88 mm | Round | 4000K | Brushed steel |
| 10099 | 5713080100991 | Ø88 mm | Round | 4000K | Black |






Zeta Outdoor - Without light source

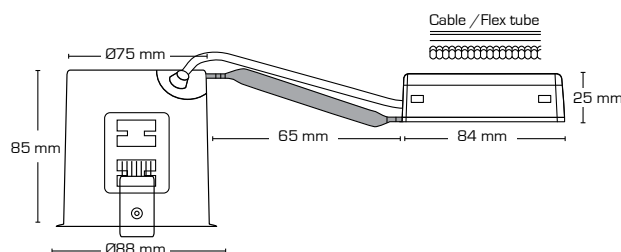
Product description:

- Zeta is a robust tiltable downlight with a rustic look, which is approved for direct installation in insulation and combustible material.
- Zeta is suitable in aggressive environments.
- Screwless cable relief and cable mounting in terminal box, ensures a fast and flexible mounting with minimal use of tools.
- Possibility of 2 spring positions - depending on the ceiling construction.
- The mounting height of only 85 mm, ensures many applications.
- It is possible to mount with cable or 16 mm flexible tube.



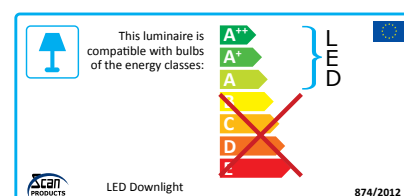
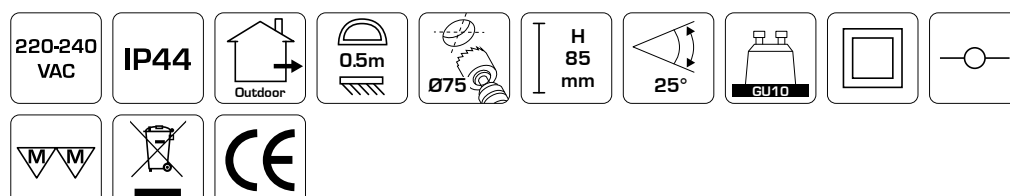
Technical data:

| | |
|------------------------|--|
| Cutout size: | Ø75 mm |
| Outside dimensions: | Ø88 mm |
| Height: | 85 mm |
| Voltage: | 220-240VAC 50 Hz |
| Approved light source: | Max. 6W LED (max light source height 56 mm) |
| Adjustable: | 25° |
| Fitting: | GU10 |
| Protection: | Class II, IP44 |
| Material: | Galvanized steel |
| Through-wiring: | Yes (3G1,5 mm ²) |
| Approvals: | LVD, RoHS, CE |



See our lightsources on page 52-53

| Item no.: | EAN Code: | Outside dimensions: | Front design: | Color: |
|-----------|---------------|---------------------|----------------------|------------------|
| 10075 | 5713080100755 | Ø88 mm | Round | Galvanized steel |
| 12424 | 5713080124249 | | 5-Pin Push Connector | |



Product description:

- Esta is a simple and stylish wall lamp that lights up/down.
- Esta can be used both indoor and outdoor in homes, businesses, housing associations, hotels, etc.
- Esta is made of die-cast aluminum and is available in anthracite grey and black, and is prepared for through-wiring with 3G1.5 mm².
- Cover is included in order to change the light distribution of the luminaire.
- Delivered with spacer for visible cable mounting.

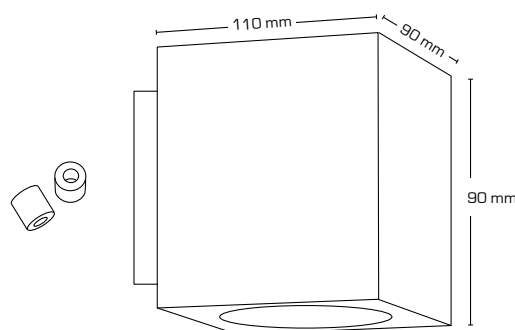


IP54




Technical data:

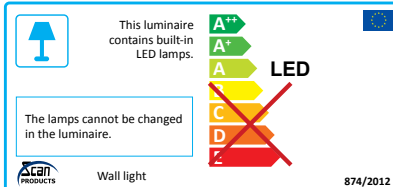
| | |
|------------------------|--|
| Size: | 90 x 90 x 110 mm |
| Voltage: | 220-240VAC 50 Hz |
| System power: | 2x3W |
| Luminous flux: | w/ cover (up/down) 70/125lm wo/ cover (up/down) 125/125lm |
| Dimmable: | No |
| Color Rendering Index: | Ra80 |
| Beam angle: | w/ cover (up/down) 25°/80° wo/ cover (up/down) 80°/80° |
| Protection: | Class I, IP54 |
| Material: | Powder coated aluminium |
| Through-wiring: | Yes (3G1.5 mm ²) |
| Approvals: | LVD, EMC, RoHS, CE |



Light distribution



| Item no.: | EAN no.: | Description: | Watt: | Color: |
|-----------|---------------|----------------------------|-------|-----------------|
| 13001 | 5713080130011 | In- and outdoor wall light | 2x3W | Anthracite grey |
| 13002 | 5713080130028 | In- and outdoor wall light | 2x3W | Black |

| | | | | | | | | |
|-------------|-------------|---------------|----------|-------|-------------|---|--|---|
| 220-240 VAC | IP54 | In- & outdoor | LED 2x3W | Ra 80 | 3000 Kelvin | No cover used ↑ Light up 125 lumen ↓ Light down 125 lumen | Cover up light. ↑ Light up 70 lumen ↓ Light down 125 lumen |  <p>This luminaire contains built-in LED lamps.</p> <p>The lamps cannot be changed in the luminaire.</p> <p>Scan Products Wall light</p> <p>874/2012</p> |
| Dimmable | 30.000h L70 | | | | CE | | | |

Lara

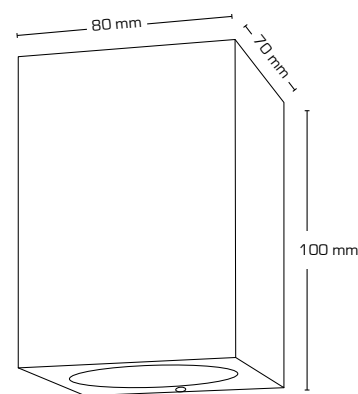
Product description:

- Lara is a simple and stylish wall lamp that lights down.
- Lara can be used both indoor and outdoor in homes, business, housing associations, hotels, etc.
- The luminaire is made of die-cast aluminum and is available in the colors anthracite grey and black, and is prepared for through-wiring with 3G1.5 mm².
- Delivered with spacer for visible cable mounting.

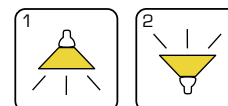


Technical data:

| | |
|------------------------|--|
| Size: | 70 x 80 x 100 mm |
| Voltage: | 220-240VAC 50 Hz |
| Approved light source: | Max. 5W LED Max. 20W halogen w/ alu reflector (max. light source height 60 mm) |
| Fitting: | GU10 |
| Protection: | Class I, IP54 |
| Material: | Powder coated aluminium |
| Through-wiring: | Yes (3G1.5 mm ²) |
| Approvals: | LVD, RoHS, CE |

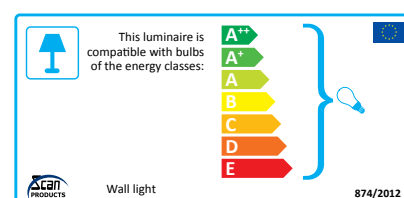
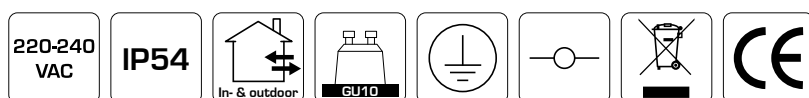


Light distribution



See our lightsources on page 52-53

| Item no.: | EAN no.: | Description: | Color: |
|-----------|---------------|----------------------------|-----------------|
| 13004 | 5713080130042 | In- and outdoor wall light | Anthracite grey |
| 13005 | 5713080130059 | In- and outdoor wall light | Black |



Noris

Product description:

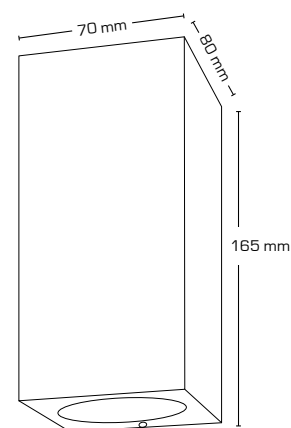
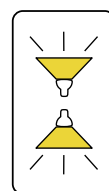
- Noris is a simple and stylish wall lamp that lights up/down.
- Noris can be used both indoor and outdoor in homes, businesses, housing associations, hotels, etc.
- The luminaire is made of die-cast aluminium and is available in anthracite grey and black colors, and is prepared for through-wiring with 3G1.5 mm².
- Delivered with spacer for visible cable mounting.



Technical data:

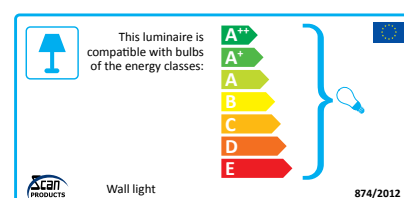

| | |
|------------------------|--|
| Size: | 70 x 80 x 165 mm |
| Voltage: | 220-240VAC 50 Hz |
| Approved light source: | Max. 2x5W LED Max. 2x20W halogen w/ alu reflector (max. light source height 60 mm) |
| Fitting: | 2 x GU10 |
| Protection: | Class I, IP54 |
| Material: | Powder coated aluminium |
| Through-wiring: | Yes (3G1.5 mm ²) |
| Approvals: | LVD, RoHS, CE |

Light distribution



See our lightsources on page 52-53

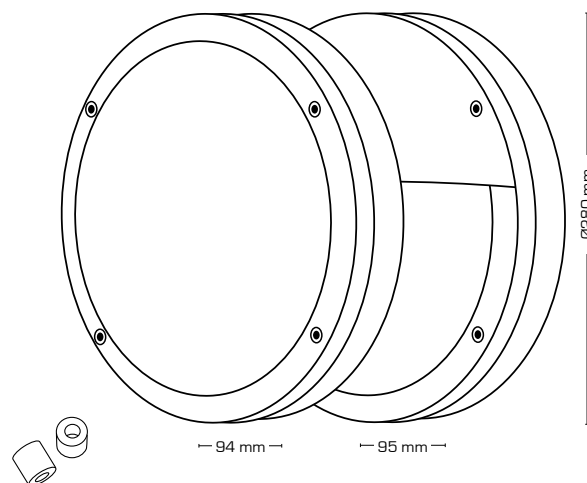
| Item no.: | EAN no.: | Description: | Color: |
|-----------|---------------|----------------------------|-----------------|
| 13007 | 5713080130073 | In- and outdoor wall light | Anthracite grey |
| 13008 | 5713080130080 | In- and outdoor wall light | Black |



Martina

Product description:

- Martina is a simple and stylish wall lamp, that gives a comfortable glare-free light.
The light opening in the sides gives a “corona-effect” up on the walls.
- Martina can be used both indoor and outdoor in homes, business, housing associations, hotels, etc.
- The luminaire is made of die-cast aluminum and is available in anthracite grey or black, with or without half-moon cover and is prepared for through-wiring with 3G1.5 mm².
- Delivered including spacers for visible mounting of cable.



Technical data:

Size: Ø280 x 94 mm (13026)
Ø280 x 95 mm (13029)

Voltage: 220-240VAC 50 Hz

Approved light source: Max. 2 x 18W LED

Fitting: E27

IK Class: IK10

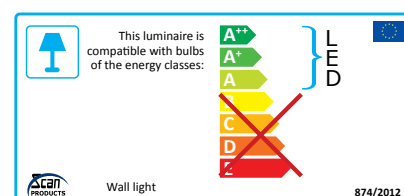

Protection: Class I, IP54

Material: Powder coated aluminium/
Polycarbonate

Through-wiring: Yes (3G1.5 mm²)

Approvals: LVD, RoHS, CE

| Item no.: | EAN no.: | Description: | Color: |
|-----------|---------------|---|-----------------|
| 13026 | 5713080130264 | Outdoor wall light | Anthracite grey |
| 13027 | 5713080130271 | Outdoor wall light | Black |
| 13029 | 5713080130295 | Outdoor wall light with half-moon cover | Anthracite grey |
| 13030 | 5713080130301 | Outdoor wall light with half-moon cover | Black |



Inna Spotlight - 3000K

Product description:

- Inna is a versatile sign- and facade luminaire that can be used indoor and outdoor on walls and ceilings, as well as in the ground using a ground spike (accessory).
- Inna is suitable for the illumination of signs, facades etc.
- The luminaire is made of die-cast aluminum and is available in anthracite grey or black and prepared for through-wiring with 3G1.5 mm².

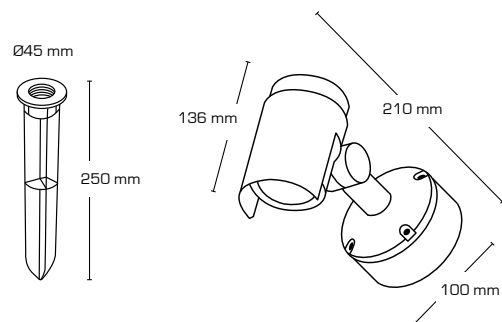


IP54

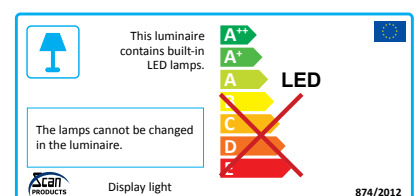
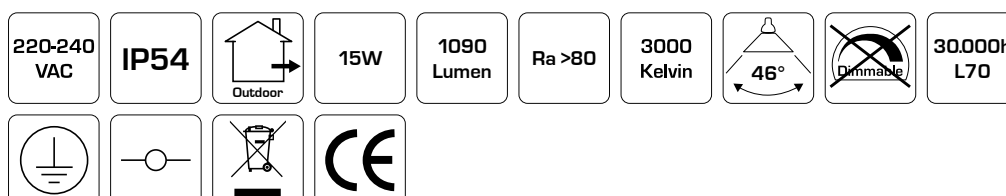


Technical data:

| | |
|------------------------|------------------------------|
| Size: | 136 x 210 x 100 mm |
| Voltage: | 220-240VAC 50 Hz |
| System power: | 15W |
| Luminous flux: | 1090lm |
| Dimmable: | No |
| Color Rendering Index: | Ra>80 |
| Beam angle: | 46° |
| Protection: | Class I, IP54 |
| Material: | Powder coated aluminium |
| Through-wiring: | Yes (3G1.5 mm ²) |
| Approvals: | LVD, EMC, RoHS, CE |



| Item no.: | EAN no.: | Description: | Length: | Watt: | Color: |
|-----------|---------------|---------------------------|---------|-------|-----------------|
| 13016 | 5713080130165 | Outdoor display spotlight | 210 mm | 15W | Anthracite grey |
| 13017 | 5713080130172 | Outdoor display spotlight | 210 mm | 15W | Black |
| 13022 | 5713080130226 | Ground spike for Inna | 250 mm | | Black |

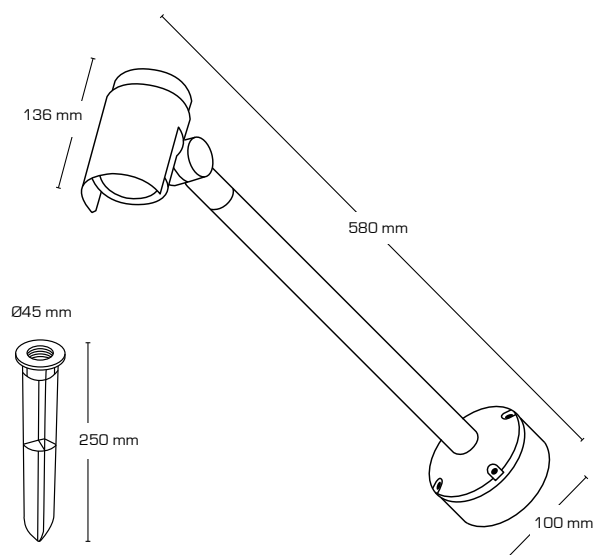


Inna Display luminaire - 3000K

Product description:

- Inna is a versatile sign- and facade luminaire that can be used indoor and outdoor on walls and ceilings, as well as in the ground using a ground spike (accessory).
- Inna is suitable for the illumination of signs, facades etc.
- The luminaire is made of die-cast aluminum and is available in anthracite grey or black and prepared for through-wiring with 3G1.5 mm².

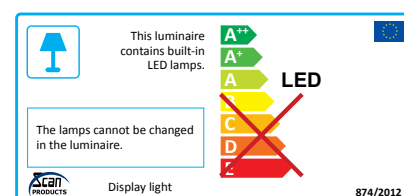
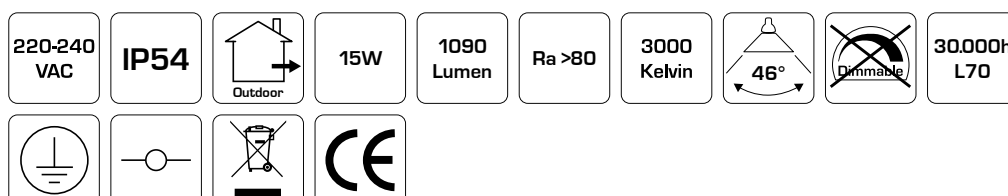
IP54



Technical data:

| | |
|------------------------|------------------------------|
| Size: | 136 x 580 x 100 mm |
| Voltage: | 220-240VAC 50 Hz |
| System power: | 15W |
| Luminous flux: | 1090lm |
| Dimmable: | No |
| Color Rendering Index: | Ra>80 |
| Beam angle: | 46° |
| Protection: | Class I, IP54 |
| Material: | Powder coated aluminium |
| Through-wiring: | Yes (3G1.5 mm ²) |
| Approvals: | LVD, EMC, RoHS, CE |

| Item no.: | EAN no.: | Description: | Length: | Watt: | Color: |
|-----------|---------------|---------------------------|---------|-------|-----------------|
| 13019 | 5713080130196 | Outdoor display luminaire | 580 mm | 15W | Anthracite grey |
| 13020 | 5713080130202 | Outdoor display luminaire | 580 mm | 15W | Black |
| 13022 | 5713080130226 | Ground spike for Inna | 250 mm | | Black |



Gaia 3000K

Product description:

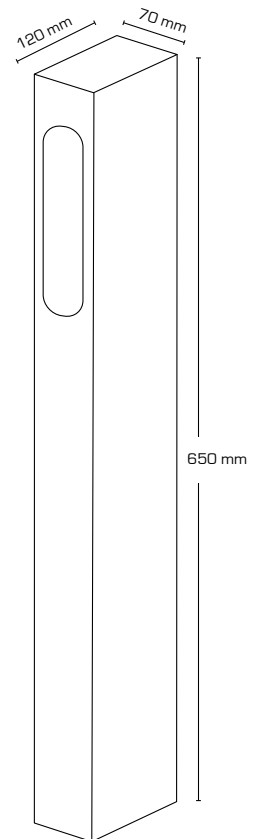
- Gaia is a simple and stylish bollard with integral LED, which gives a non-glaring orientation light.
- Gaia is suitable for pedestrian areas, driveways, etc.
- The form expression fits with the wall lights Esta, Lara and Noris.
- The luminaire is made of die-cast aluminium and is available in anthracite grey or black and is prepared for through-wiring with 3G2,5 mm².
- Delivered incl. complete kit for embedding in concrete.

Technical data:

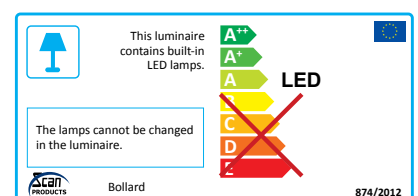
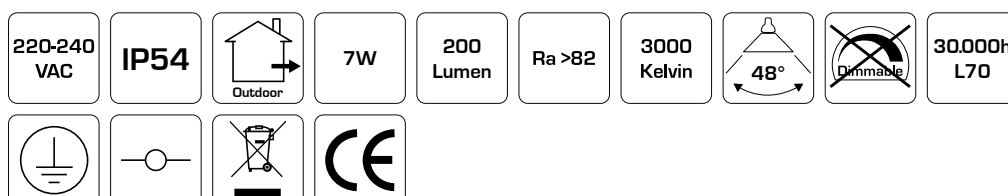
| | |
|------------------------|------------------------------|
| Size: | 650 x 70 x 120 mm |
| Voltage: | 220-240VAC 50 Hz |
| System power: | 7W |
| Luminous flux: | 200lm |
| Dimmable: | No |
| Color Rendering Index: | Ra>82 |
| Beam angle: | 48° |
| Protection: | Class I, IP54 |
| Material: | Powder coated aluminium |
| Through-wiring: | Yes (3G2.5 mm ²) |
| Approvals: | LVD, EMC, RoHS, CE |



IP54



| Item no.: | EAN no.: | Description: | Watt: | Color: |
|-----------|---------------|--------------|-------|-----------------|
| 13101 | 5713080131018 | Bollard | 7W | Anthracite grey |
| 13102 | 5713080131025 | Bollard | 7W | Black |



Terra GU10

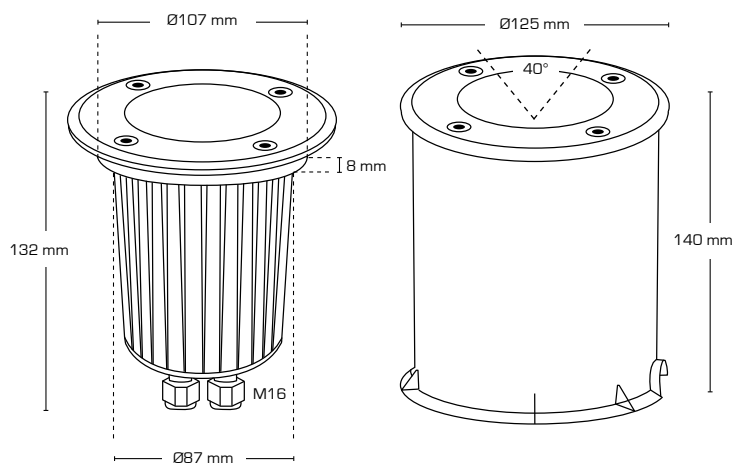
Product description:

- Terra is an elegant ground light, with the ability to adjust the light source.
- Terra can be mounted in wood and tiles, as well as in terrain.
- The front ring is made of stainless steel [AISI 316].
- Terra is prepared to through-wiring with 3G2.5 mm².
- Terra is approved for 500 kg static weight.
- Delivered incl. plastic casing for mounting in ground.



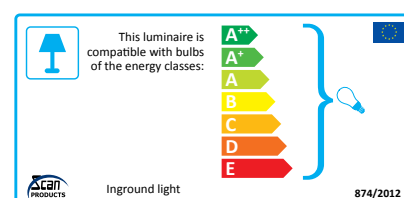
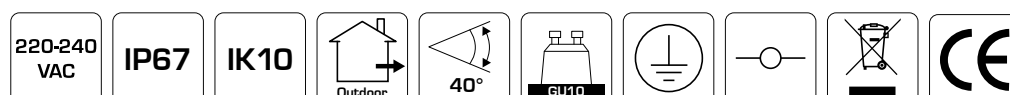
Technical data:

| | |
|------------------------|---|
| Size: | Ø125 mm x 140 mm |
| Voltage: | 220-240VAC 50 Hz |
| Approved light source: | Max. 8W LED Max. 35W halogen w/alu reflector |
| Fitting: | GU10 |
| Adjustable: | 40° |
| Protection: | Class I, IP67 |
| IK-Class: | IK10 |
| Material: | Glass/ Aluminium/ Stainless steel AISI 316 |
| Through-wiring: | Yes (3G2.5 mm ²) |
| Approvals: | LVD, RoHS, CE |



See our lightsources on page 52-53

| Item no.: | EAN no.: | Description: | Color: |
|-----------|---------------|--------------------|-----------------|
| 13181 | 5713080131810 | Inground luminaire | Stainless steel |



Light source GU10 - Grey

Product description:

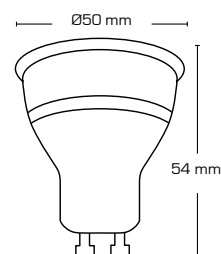
- Dimmable, flicker free LED light source with high light output.
- Dimmable with the current trailing edge dimmers on the market.
- Suitable for mounting in Luna QI, Alda, Zeta, Lara, Noris, Terra. in indoor and outdoor environments.



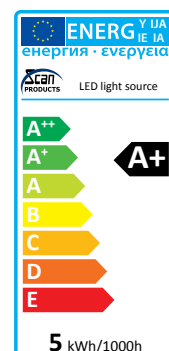
Flicker free!

Technical data:

| | |
|------------------------|--------------------|
| Diameter: | Ø50 mm |
| Height: | 54 mm |
| Voltage: | 220-240VAC 50 Hz |
| System power: | 5W |
| Luminous flux: | 370lm/385lm/410lm |
| Dimmable: | Yes |
| Color Rendering Index: | Ra>90 |
| Beam angle: | 38° |
| Fitting: | GU10 |
| Material: | Plastic/Aluminium |
| Approvals: | LVD, EMC, RoHS, CE |



| Item no.: | EAN no.: | Height: | Lumen: | Kelvin: | Color: |
|-----------|---------------|---------|-----------|---------|--------|
| 12603 | 5713080126038 | 54 mm | 370 lumen | 2700K | Grey |
| 12604 | 5713080126045 | 54 mm | 385 lumen | 3000K | Grey |
| 12605 | 5713080126052 | 54 mm | 410 lumen | 4000K | Grey |



Light source GU10 - White

Product description:

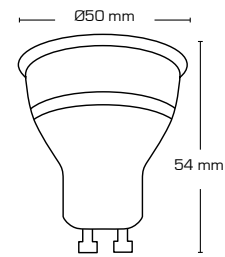
- Dimmable, flicker free LED light source with high light output.
- Dimmable with the current trailing edge dimmers on the market.
- Suitable for mounting in Luna QI, Alda, Zeta, Lara, Noris, Terra. in indoor and outdoor environments.



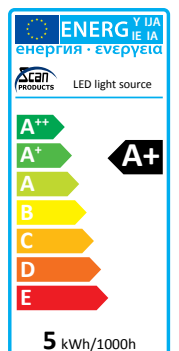
Flicker free!

Technical data:

| | |
|------------------------|--------------------|
| Diameter: | Ø50 mm |
| Height: | 54 mm |
| Voltage: | 220-240VAC 50 Hz |
| System power: | 5W |
| Luminous flux: | 370lm/385lm/410lm |
| Dimmable: | Yes |
| Color Rendering Index: | Ra>90 |
| Beam angle: | 38° |
| Fitting: | GU10 |
| Material: | Plastic/Aluminium |
| Approvals: | LVD, EMC, RoHS, CE |



| Item no.: | EAN no.: | Height: | Lumen: | Kelvin: | Color: |
|-----------|---------------|---------|-----------|---------|--------|
| 12606 | 5713080126069 | 54 mm | 370 lumen | 2700K | White |
| 12607 | 5713080126076 | 54 mm | 385 lumen | 3000K | White |
| 12608 | 5713080126083 | 54 mm | 410 lumen | 4000K | White |





Light source Luna LP

Product description:

- LED light source for Luna LP family.
- Can only be mounted in Luna LP.
- Dimmable, flicker-free LED light source, which can be dimmed with the usual dimmers on the market.

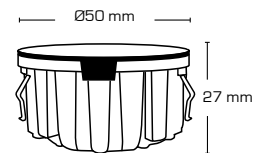


Ra95

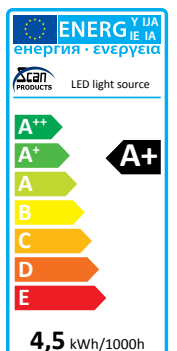
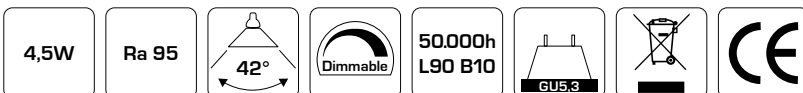
Flicker free!

Technical data:

| | |
|------------------------|-------------------|
| Diameter: | Ø50 mm |
| Height: | 27 mm |
| Watt: | 4,5W |
| Luminous flux: | 350lm/370lm/390lm |
| Dimmable: | Yes |
| Color Rendering Index: | Ra95 |
| Beam angle: | 42° |
| SDCM: | <2 |
| Fitting: | GU5,3 |
| Material: | Aluminium |
| Approvals: | LVD, RoHS, CE |



| Item no.: | EAN no.: | Lumen: | Kelvin: |
|-----------|---------------|-----------|---------|
| 12611 | 5713080126113 | 350 lumen | 2700K |
| 12612 | 5713080126120 | 370 lumen | 3000K |
| 12613 | 5713080126137 | 390 lumen | 4000K |





Driver 350mA

Product description:

- This driver series is dimmable with the current dimmers on the market.
- On 9W, 18W and 25W the driver comes incl. distributor box with 6 outputs.
- Driver series comes in 4W, 9W, 18W and 25W.



Technical data:

| | |
|-------|------------------------|
| Size: | 40 x 31 x 19 mm [4W] |
| | 111 x 41 x 22 mm [9W] |
| | 121 x 46 x 28 mm [18W] |
| | 121 x 46 x 28 mm [25W] |

Voltage: 220-240VAC 50 Hz

| | |
|---------------|----------------|
| System power: | 2-4W (350mA) |
| | 5-9W (350mA) |
| | 9-18W (350mA) |
| | 12-25W (350mA) |

Dimmable: Yes

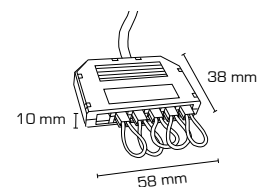
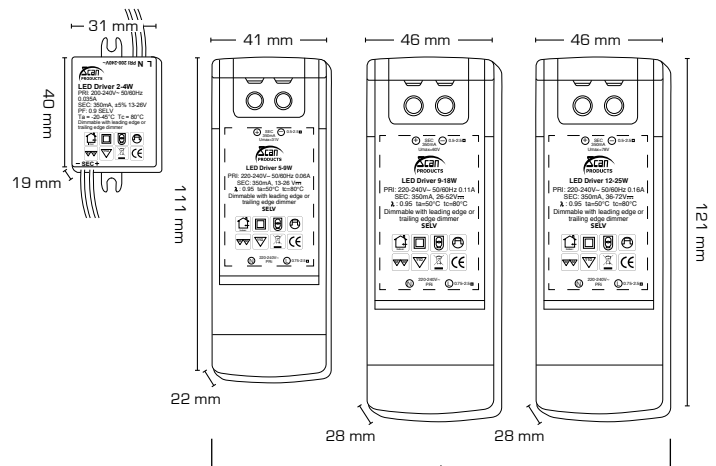
Protection: Class II, SELV, IP21

Material: Plastic

Fuse: Built-in thermal fuse with autoreset

Distributor box on the secondary side: Yes, with 6 outputs on 9W, 18W og 25W

Approvals: LVD, EMC, RoHS, CE



| Item no.: | EAN no.: | Size: | Watt: |
|-----------|---------------|----------------------------------|--------|
| 12401 | 5713080124010 | 111 x 41 x 22 mm | 5-9W |
| 12402 | 5713080124027 | 121 x 46 x 28 mm | 9-18W |
| 12403 | 5713080124034 | 121 x 46 x 28 mm | 12-25W |
| 12404 | 5713080124041 | 40 x 31 x 19 mm | 2-4W |
| 12429 | 5713080124294 | 58 x 38 x 10 mm, distributor box | |



Zigbee Push Dimmer

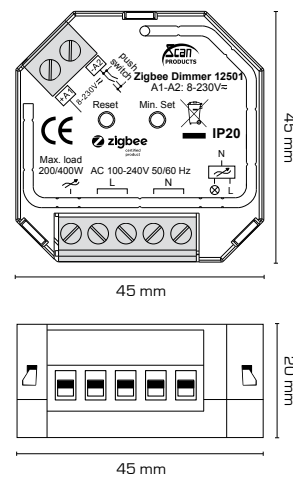
Product description:

- Make your installation become intelligent with our Zigbee Dimmer.
- Optimal dimming for Scan Products lighting products – Always check the latest and updated dimmer overview on our home page: www.scan-products.com
- Works with most of the common dimmable LED products on the market.
- Integrated Zigbee 3.0 communication module, compatible with leading Zigbee Gateways*, such as Philips Hue and Samsung SmartThings. Google Home / Alexa with compatible Gateways.
- Control voltage from 8-230V even enable operation using push button switch.
- Can be mounted in most of the common European installation boxes.
- The dimmer even has a memory function.

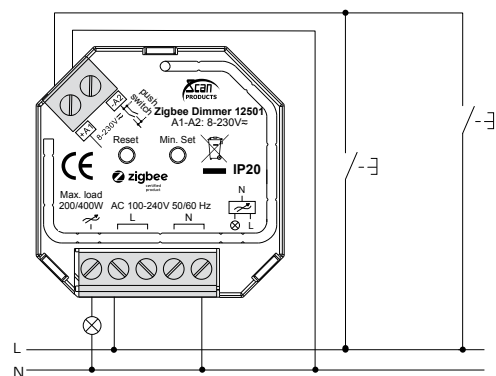


Technical data:

| | |
|----------------------|---|
| Size: | 45x45x20 mm |
| Voltage: | 100-240VAC 50 Hz |
| Max. load at 230V: | 200W LED 200W Capacitive 400W Resistive |
| Max .output current: | 1,8A |
| Control voltage: | 8-230V AC/DC |
| Dimming method: | Trailing edge |
| Protection: | IP20 |
| Material: | Plastic |
| Approvals: | CE |

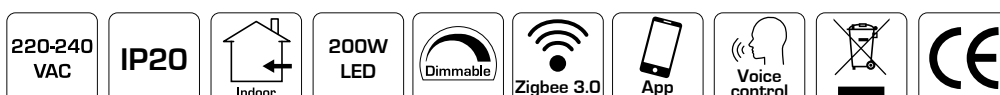


Wiring diagram



*We recommend performing a test setup with the desired Gateway, due to different firmware and hardware versions. This is to ensure 100% compatibility.

| Item no.: | EAN no.: |
|-----------|---------------------------|
| 12501 | 5713080125017 |
| 12437 | 5713080124379 |
| | DIN rail mounting bracket |



Zigbee Switch

Product description:

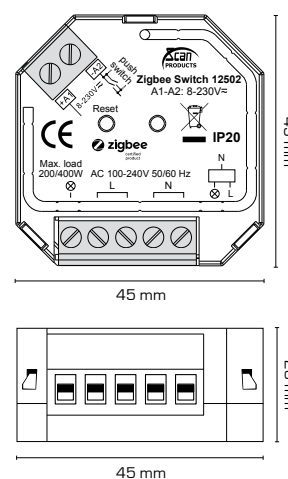
- Make your installation intelligent with our Zigbee Relay.
- You can use this for different cases:
 - Lighting luminaires, sign lighting and the like.
 - External socket (Please notice the maximum output)
 - Fans
 - Pumps, for example circulation pumps
 - Effect lighting, such as Christmas lighting.
- Integrated Zigbee 3.0 communication module, compatible with leading Zigbee Gateways*, such as Philips Hue and Samsung SmartThings. Google Home / Alexa with compatible Gateways.
- Control voltage from 8-230V even enable operation using push button switch.
- Can be mounted in most of the common European installation boxes.



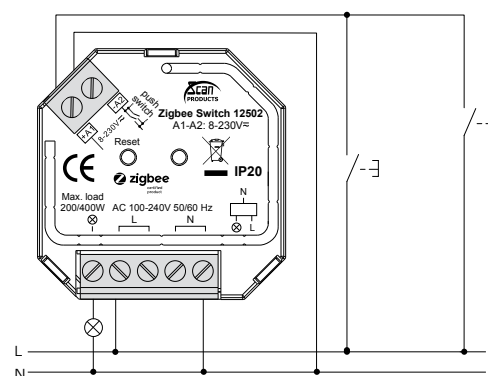
Technical data:

| | |
|--------------------|---|
| Size: | 45x45x20 mm |
| Voltage: | 100-240VAC 50 Hz |
| Max. load at 230V: | 200W LED 200W Capacitive 200W Inductive 400W Resistive |

| | |
|----------------------|--------------|
| Max. output current: | 1,8A |
| Control voltage: | 8-230V AC/DC |
| Protection: | IP20 |
| Material: | Plastic |
| Approvals: | CE |



Wiring diagram



*We recommend performing a test setup with the desired Gateway, due to different firmware and hardware versions. This is to ensure 100% compatibility.

| Item no.: | EAN no.: |
|-----------|--|
| 12502 | 5713080125024 |
| 12437 | 5713080124379 DIN rail mounting bracket |



Push Dimmer

Product description:

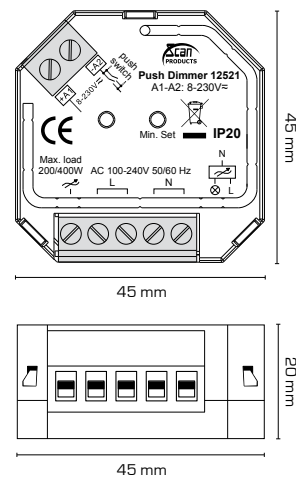
- Optimal dimming for Scan Products lighting products – Always check the latest and updated dimmer overview on our home page: www.scan-products.com
- Works with most of the common dimmable LED products on the market.
- Control voltage from 8-230V enable operation using push button switch.
- Can be mounted in most of the common European installation boxes.
- The dimmer even has a memory function.

LED
200W

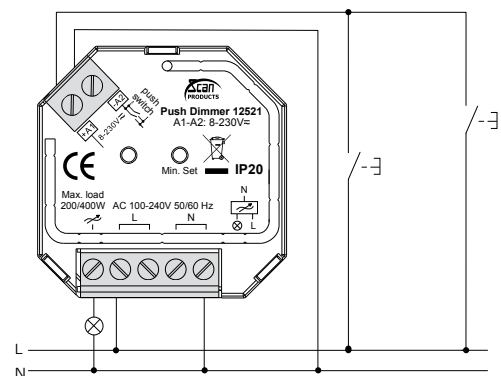


Technical data:

| | |
|----------------------|---|
| Size: | 45x45x20 mm |
| Voltage: | 100-240VAC 50 Hz |
| Max. load at 230V: | 200W LED 200W Capacitive 400W Resistive |
| Max. output current: | 1,8A |
| Styrespænding: | 8-230V AC/DC |
| Dimming method: | Trailing edge |
| Protection: | IP20 |
| Material: | Plastic |
| Approvals: | CE |














































Wiring diagram



| Item no.: | EAN no.: |
|-----------|--|
| 12521 | 5713080125215 |
| 12437 | 5713080124379 DIN rail mounting bracket |



Symbol explanation

| | | | | | |
|--|-----------------------------|---|-------------------|---|---|
|  220-240 VAC | Voltage 220-240 VAC |  3000 Kelvin | Color temperature |  | Insulation class I |
|  Serial: 350mA | Current 350mA |  40° | Beam Angle |  | Insulation class II |
|  IP44 | IP-Class |  30° | Tilt Angle |  | Insulation class III |
|  IK10 | IK-Class |  350° | Reaction (angle) |  x18 | Through wiring (max. 18 pcs.) |
|  Indoor | Indoor |  Dimmable | Dimmable |  | Through wiring |
|  Outdoor | Outdoor |  Not dimmable | Not dimmable |  110 | Overheat protection (110°C) |
|  In- & outdoor | In- and outdoor |  50.000h L80 | Expected lifetime |  | Can be installed in all types of materials, incl. flammable materials |
|  Short circuit protection | Short circuit protection |  E27 | E27 socket |  | Restriction of Hazardous Substances |
|  Electronic transformer | Electronic transformer |  GU5,3 | GU5,3 socket |  | Meets the required product safety standards |
|  0.5m | Distance to nearest surface |  GU10 | GU10 socket | | |
|  1 phase | 1 Phase track system |  HF Sensor | HF sensor | | |
|  3 phase | 3 Phase track system |  PIR Sensor | PIR sensor | | |
|  Ø68 | Diameter on cut-out |  360° | Detection area | | |
|  H 12 mm | Mounting depth |  1-8M | Detection range | | |
|  5W | Effect |  Zigbee 3.0 | Zigbee 3.0 | | |
|  1060 Lumen | Luminous flux |  App | App | | |
|  Ra 95 | Color rendering index |  Voice control | Voice control | | |

