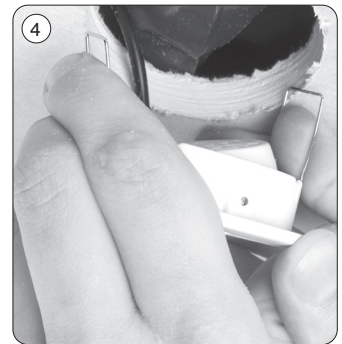
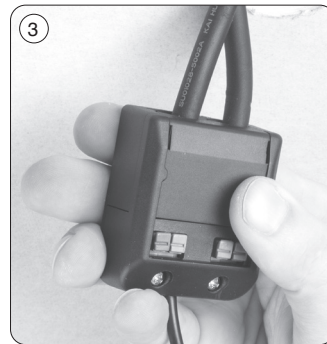
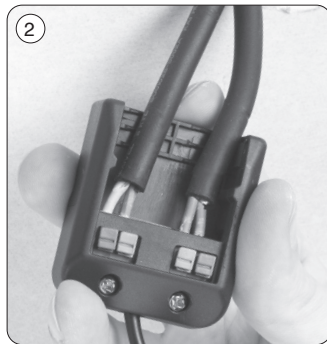
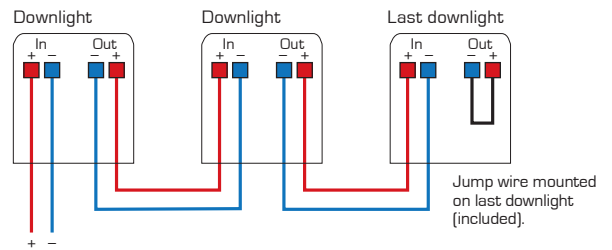


# Claudia looping

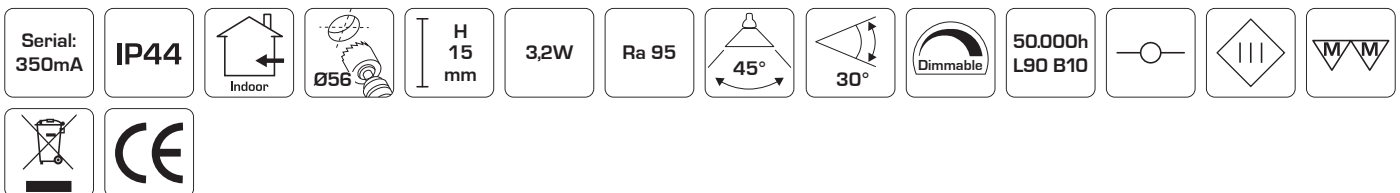
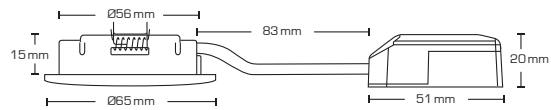
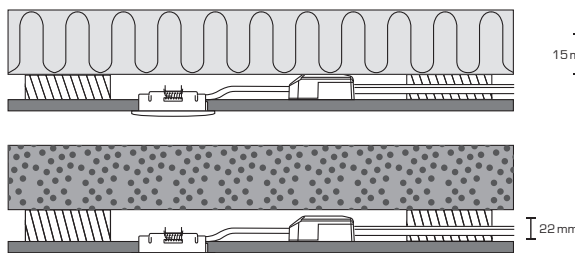
Monteringsvejledning / Monteringsanvisning / Montasjeanvisning / Installation instructions /  
Installationsanleitung / Asennusohje



**Please note:**  
**Serial connection**



**Power supply:**  
Constant current **350mA**.  
Note that the power supply **must be** constant current (350mA) and **not** 12V AC/DC.  
Use Scan Products driver – art.no.: 12401, 12402 and 12403.



We refer to our website [www.scan-products.com](http://www.scan-products.com) regarding: products, documentation, approvals, dimmer overview, etc.