

Luna Quick install - Without light source

Product description:

- Luna is an adjustable LED downlight with rear mounted light source, approved for installation directly in insulation and flammable material.
- Screwless cable relief and wire mount in terminal box, ensures a quick and easy assembly with minimal tool utilization.
- Luna is fastened using screws and is also suitable for acoustic ceilings.
- The height of only 63 mm makes it possible to mount Luna in most installations.
- It is possible to mount with cable or 16 mm flexible tube.

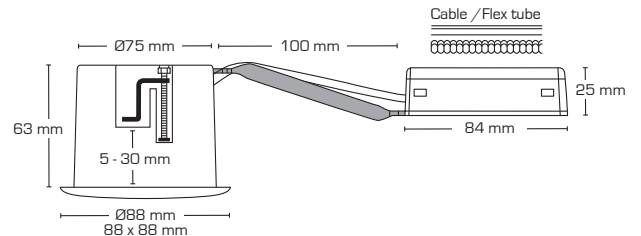
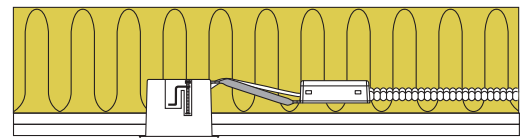
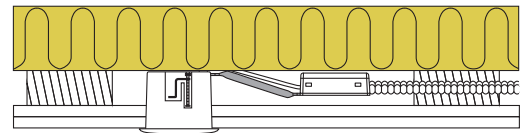


GU10 IP44



Technical data:

Cutout size:	Ø75 mm
Outside dimensions:	Ø88 mm or 88 x 88 mm
Height:	63 mm
Voltage:	220-240VAC 50 Hz
Approved light source:	Max. 6W LED (max. light source height 56 mm)
Adjustable:	28°
Fitting:	GU10
Protection:	Class II, IP44
Material:	Plastic/ Aluminium
Through-wiring:	Yes (3G1.5 mm ²)
Approvals:	LVD, RoHS, CE



Item no.:	EAN no.:	Outside dimensions:	Description:	Color:
10001	5713080100014	Ø88 mm	Round	Matt white
10002	5713080100021	Ø88 mm	Round	Brushed aluminum
10003	5713080100038	88 x 88 mm	Square	Matt white
10004	5713080100045	88 x 88 mm	Square	Brushed aluminum
10005	5713080100052	Ø88 mm	Round	Matt black
10006	5713080100069	Ø88 mm	Round	Copper
10007	5713080100076	Ø88 mm	Round	White
12423	5713080124232	Ø125 mm	Sealing ring	
12424	5713080124249		5-Pin Push Connector	

